



WALL

ANNAPOLIS™ REMIX  
GLAZED CERAMIC



  
IMAGINE WHAT'S POSSIBLE™

# ANNAPOLIS™ REMIX

GLAZED CERAMIC

## Expand Horizons With In-Demand, Current Styling

This bigger and better cousin to classic subway tile gives any wall a retro sensibility with contemporary styling. Annapolis™ Remix is subtle enough to work in any room but attracts attention with available detailed finishes like beveled edges and glossy or matte finishes. Pure white, simple beige, and versatile black color options give you design flexibility that range from transitional to contemporary styles. Expand your horizons with this reinterpreted favorite.

- **UPDATED CLASSIC**
  - Large format size in traditional colors is a spin on subway tile
  - Gently beveled edge adds texture and sophistication
- **VERSATILE DESIGN**
  - Three neutral colors in glossy and matte
  - Simple jolly trim for a holistic finish

WALL

USAGE



FLOOR



WALL



COUNTERTOP



SHOWER FLOOR



EXTERIOR FLOOR



STEPWISE™



TRU-EDGE™



MADE IN THE U.S.A.



LARGE FORMAT



MOSAIC/DECO



ENCAUSTIC



TERRAZZO



PAVER



CUSTOMIZE



FLEXFIT™



CG  
GLAZED CERAMIC

SPECIAL FEATURES



SEE CHARTS FOR FULL PRODUCT DETAILS

Cover photo features Annapolis™ Remix Sail bevel 6 x 18 glossy wall tile on the wall.  
Above photo features Annapolis™ Remix Black Matte 6 x 18 wall tile on the wall.

SIZES:




6 x 18  
Wall Tile



6 x 18 Bevel  
Wall Tile

FINISHES: MATTE | GLOSSY

## FLAT – GLOSSY



SAIL AP06




SAND AP07



BLACK AP09

## BEVEL – GLOSSY



SAIL AP06




SAND AP07




BLACK AP09

## FLAT – MATTE



SAIL MATTE AP10



SAND MATTE AP11




BLACK MATTE AP12

## BEVEL – MATTE



SAIL MATTE AP10



SAND MATTE AP11



BLACK MATTE AP12



STAINPROOF



DENTPROOF



SCRATCH-RESISTANT™  
\*Applicable to products with Matte and Textured Finishes



FIRE-RESISTANT





SIMPLICLEAN™

# ANNAPOLIS™ REMIX

GLAZED CERAMIC

WALL

## SIZES

			Thickness	Sq. Ft./ Carton	Pieces/ Carton
	6 x 18 Wall Tile	(6" x 18") (15.24 cm x 45.72 cm)	5/16" (9.35 mm)	11.28	15
	6 x 18 Bevel Wall Tile	(6" x 18") (15.24 cm x 45.72 cm)	5/16" (9.35 mm)	11.28	15

## APPLICATIONS

	Target DCOF wet	Suitable
Dry & Level – Interior Floor	N/A	
Wet & Level – Interior Floor	≥ 0.42	
Shower Floors (Residential or Light Commercial)	≥ 0.42	
Exterior Floor Applications (including patios, pool decking & other wet areas with minimal footwear)	≥ 0.60	
Ramps & Inclines	≥ 0.65	
Walls/Backsplashes	N/A	✓
Countertops	N/A	
Pool Linings	N/A	


A DCOF value of ≥0.42 is the standard for tiles specified for level interior spaces expected to be walked upon when wet, as stated in ANSI A137.1-A326.3. For more information about DCOF and the DCOF AcuTest™, visit [daltile.com/DCOF](http://daltile.com/DCOF).

### APPLICATION NOTES:


Wall tile has continuous lug.

Suitable for exterior applications (provided it is noted as suitable in the applications chart above) in non-freezing climates, when proper installation methods are followed.

## TRIM

	Type	Number	Size	Pieces/ Carton
	12" Jolly	S-1/212J	1/2 x 11-15/16	12

## INSTALLATION

Grout Joint Recommendation	Shade Variation
1/16" (1/8" when rectangular size is installed in a staggered brick-joint pattern; overlap should not exceed 33%)	 Low (1)

## PERFORMANCE CHARACTERISTICS

	ASTM#	Result
Water Absorption	C373	< 20.0%
Breaking Strength	C648	120-230 lbs
Scratch Hardness	MOHS	4.0-6.0
Chemical Resistance	C650	Resistant

For additional information on test results, visit us at: [daltile.com/information/TestResults](http://daltile.com/information/TestResults).

## NOTES

Since there are variations in all fired ceramic and natural products, tile and trim supplied for your particular installation may not match samples. Final confirmation should be made from actual tiles and trim prior to installation. Manufactured in accordance with ANSI A137.1 standards.

For additional information refer to "Factors to Consider" at: [daltile.com/Factors](http://daltile.com/Factors).



POST-CONSUMER  
RECYCLED MATERIALS



PRE-CONSUMER  
RECYCLED MATERIALS

All or select items within this series meet the requirements for these qualifications. For more information, visit [daltile.com](http://daltile.com).



LEARN MORE