



WALL

AVIANO™  
GLAZED CERAMIC

  
IMAGINE WHAT'S POSSIBLE™

**AVIANO™**  
GLAZED CERAMIC

## The Straight and Narrow

Create your feature wall with the compelling linear structure of Aviano™. Aviano's defined texture delivers a clean, subtle design in a monochromatic color palette, perfect for walls and backsplashes.

- **LINEAR FRAMEWORK**

- Compelling linear design creates a clean, contemporary and structured look
- Offered in modern, monochromatic colors: Verona White and Civetta Grey

- **SIMPLY STYLISH**

- On-trend 10 x 14 rectangular wall tile available in a satin finish
- Coordinating monochromatic jolly trim

WALL

USAGE



FLOOR



WALL



COUNTERTOP



SHOWER FLOOR



EXTERIOR FLOOR



STEPWISE™



TRU-EDGE™



MADE IN THE U.S.A.



LARGE FORMAT



MOSAIC/DECO



ENCAUSTIC



TERRAZZO



PAVER



CUSTOMIZE



FLEXFIT™



LOW HIGH

SEE CHARTS FOR FULL PRODUCT DETAILS

Cover and above photos feature Aviano™ Verona White 10 x 14 on the wall.

SIZES:



FINISHES: MATTE | TEXTURED

COLOR PALETTE



VERONA WHITE



CIVETTA GREY

GLAZED CERAMIC WALL TILE




VERONA WHITE AV60



CIVETTA GREY AV63

JOLLY TRIM



VERONA WHITE AV60



CIVETTA GREY AV63



STAINPROOF



DENTPROOF




FIRE-RESISTANT



SIMPLICLEAN™

VISIT THE WHY TILE PAGE AT [WWW.DAL TILE.COM](http://WWW.DAL TILE.COM) FOR A COMPLETE LIST OF QUALIFICATIONS AND EXCLUSIONS.

**SIZES**

			Thickness	Sq. Ft./ Carton	Pieces/ Carton
	10 x 14 Wall Tile	(9-13/16" x 13-15/16") (24.99 cm x 35.40 cm)	5/16"	14.25	15

**APPLICATIONS**


	Target DCOF wet	Suitable
Dry & Level – Interior Floor	N/A	
Wet & Level – Interior Floor	≥ 0.42	
Shower Floors (Residential or Light Commercial)	≥ 0.42	
Exterior Floor Applications (including patios, pool decking & other wet areas with minimal footwear)	≥ 0.60	
Ramps & Inclines	≥ 0.65	
Walls/Backsplashes	N/A	✓
Countertops	N/A	
Pool Linings	N/A	

A DCOF value of ≥0.42 is the standard for tiles specified for level interior spaces expected to be walked upon when wet, as stated in ANSI A1371-A326.3. For more information about DCOF and the DCOF AcuTest™, visit [daltile.com/DCOF](http://daltile.com/DCOF).

**APPLICATION NOTES:**

Suitable for exterior applications (provided it is noted as suitable in the applications chart above) in non-freezing climates, when proper installation methods are followed.

**TRIM**

Type	Number	Size	Pieces/ Carton
 12" Jolly	S-1/212J	1/2 x 11-15/16	12

**INSTALLATION**

Grout Joint Recommendation	Shade Variation
Wall: 1/16"	 Low (V1)

**PERFORMANCE CHARACTERISTICS**

	ASTM#	Result
Water Absorption	C373	< 20.0%
Breaking Strength	C648	120-230 lbs
Scratch Hardness	MOHS	4.0-6.0
Chemical Resistance	C650	Resistant

For additional information on test results, visit us at: [daltile.com/information/TestResults](http://daltile.com/information/TestResults).

**NOTES**

Since there are variations in all fired ceramic and natural products, tile and trim supplied for your particular installation may not match samples. Final confirmation should be made from actual tiles and trim prior to installation. Manufactured in accordance with ANSI A1371 standards.

For additional information refer to "Factors to Consider" at: [daltile.com/Factors](http://daltile.com/Factors).

 **PRE-CONSUMER RECYCLED MATERIALS**

All or select items within this series meet the requirements for these qualifications. For more information, visit [daltile.com](http://daltile.com).

