



WOOD LOOK

FLOOR
CHOREO[™]
COLORBODY[™] PORCELAIN



 **daltile**[®]
IMAGINE WHAT'S POSSIBLE

Under the Spotlight

Choreo™ is an expressive sequence that takes center stage with any design. The neutral warmth of this wood-look collection complements a variety of interior styles. Offered in a small 10 x 10 size, Choreo creates rhythmic compositions that orchestrate the perfect medley.

- **ARTISTIC ARRANGEMENT**
 - This eclectic collection is perfect for Scandinavian and Modern Farmhouse inspired designs
 - Encaustic pattern transitioned into a wood-look with Reveal Imaging® Technology
- **THEME & VARIATION**
 - The 10 x 10 decos can be used in repetition to create different patterned designs
 - Deco pieces also coordinate well with other tile pieces to create accent walls/floors

**WOOD
LOOK**

USAGE



SPECIAL FEATURES

SEE CHARTS FOR FULL
PRODUCT DETAILS

SIZES:

10 x 10
Floor Tile

10 x 10
Encaustic

FINISHES: MATTE

COLOR PALETTE



MOONWALK



HARMONIC



MEDLEY



HEADLINER

FLOOR TILE



MOONWALK CH30



HARMONIC CH32



MEDLEY CH33



HEADLINER CH31

ENCAUSTIC



SEQUENCE CH36



STARLET CH34



VORTEX CH35



SLIP RESISTANT



WATERPROOF



STAINPROOF



DENTPROOF



SCRATCH-RESISTANT™
*Applicable to products with Matte and Textured Finishes



FIRE-RESISTANT™
*Not Applicable to Mesh-Mounted Mosaics





CLIMATEPRO™



SIMPLICLEAN™

SIZES

			Thickness	Sq. Ft./ Carton	Pieces/ Carton
	10 x 10 Floor Tile	(9-13/16" x 9-13/16") (25.00 cm x 25.00 cm)	3/8"	10.76	16
	10 x 10 Encaustic	(9-13/16" x 9-13/16") (25.00 cm x 25.00 cm)	3/8"	10.76	16

APPLICATIONS


	Target DCOF wet	Suitable
Dry & Level – Interior Floor	N/A	✓
Wet & Level – Interior Floor	≥ 0.42	✓
Shower Floors (Residential or Light Commercial)	≥ 0.42	
Exterior Floor Applications (including pool decking & other wet areas with minimal footwear)	≥ 0.60	
Ramps & Inclines	≥ 0.65	
Walls/Backsplashes	N/A	✓
Countertops	N/A	✓
Pool Linings	N/A	

A DCOF value of ≥0.42 is the standard for tiles specified for level interior spaces expected to be walked upon when wet, as stated in ANSI A137.1-A326.3. For more information about DCOF and the DCOF AcuTest™, visit daltile.com/DCOF.

APPLICATION NOTES:

Floor tile suitable for exterior applications in freezing and non-freezing climates, when proper installation methods are followed.

INSTALLATION

Grout Joint Recommendation	Shade Variation
Floor: 3/16" (Overlap should not exceed 33% when installing tile with a length 15" or greater in a staggered brick-joint pattern.)	 High (V3)

PERFORMANCE CHARACTERISTICS

	ASTM#	Result
Water Absorption	C373	<0.5%
Breaking Strength	C648	> 275 lbs
Scratch Hardness	MOHS	8.0
Chemical Resistance	C650	Resistant
Abrasion Resistance	C1027	N/A

For additional information on test results, visit us at: daltile.com/information/TestResults.

NOTES

Since there are variations in all fired ceramic and natural products, tile and trim supplied for your particular installation may not match samples. Final confirmation should be made from actual tiles and trim prior to installation. Manufactured in accordance with ANSI A137.1 standards.

Not for use on ramps. Water, oil, grease, improper drainage and certain footwear can create slippery conditions. Floor applications expected to be exposed to these conditions require extra caution in product selection.

For additional information refer to "Factors to Consider" at: daltile.com/Factors.

Use of a latex modified thin-set is recommended for installation. For more information, visit daltile.com.



All or select items within this series meet the requirements for these qualifications. For more product information, visit daltile.com.