

STONE  
LOOK

USAGE



FLOOR



WALL



COUNTERTOP



SHOWER  
FLOOR



EXTERIOR  
FLOOR



STEPWISE™



TRU-EDGE™



MADE IN  
THE U.S.A.



LARGE  
FORMAT



MOSAIC/  
DECO



ENCAUSTIC



TERRAZZO



PAVER



CUSTOMIZE



FLEXFIT™



LOW HIGH

SPECIAL FEATURES

# CORE FUNDAMENTALS™ ADVANTAGE

THE **ADVANTAGE TIER** IS RICH WITH A COMBINATION OF DIFFERENT FLOOR, WALL, AND MIX OF MOSAICS TO EXCITE DESIGN TO MIX AND MATCH OR CREATE A COHESIVE LOOK.

NOT APPLICABLE  
FOR ALL PRODUCTS  
IN THIS SERIES. SEE CHARTS  
FOR FULL PRODUCT DETAILS.

# CORE FUNDAMENTALS™ – ADVANTAGE

FINISHES: MATTE

GLAZED CERAMIC FLOOR, WALL & MOSAICS



Photo features Mural Taupe AQ02 12 x 24 on the floor.

## FLOOR TILE



PORTRAIT WHITE AQ01



MURAL TAUPE AQ02



RENOIR GREY AQ03

## 2 x 4 BRICK-JOINT MOSAIC – DOT-MOUNTED ON A 12 x 12 SHEET



PORTRAIT WHITE AQ01



MURAL TAUPE AQ02



RENOIR GREY AQ03

## AVAILABLE TILE SIZES



18 x 18  
Floor Tile



12 x 24  
Floor Tile



2 x 4  
Brick-joint Mosaic

FOR COMPLETE PRODUCT INFORMATION, PLEASE VISIT [WWW.DAL TILE/CORE-FUNDAMENTALS](http://WWW.DAL TILE/CORE-FUNDAMENTALS)

# CORE FUNDAMENTALS™ – ADVANTAGE

FINISHES: MATTE

GLAZED CERAMIC FLOOR, WALL & MOSAICS

## FLOOR TILE



ARIA WHITE EP20



PERCUSSION TAUPE EP21



TRUMPET GREY EP22

## 2 x 4 HERRINGBONE MOSAIC – DOT-MOUNTED ON 14 x 12 SHEET



ARIA WHITE EP20



PERCUSSION TAUPE EP21



TRUMPET GREY EP22

### AVAILABLE TILE SIZES



12 x 24  
Floor Tile



2 x 4  
Herringbone Mosaic

## FLOOR TILE



OFF WHITE AR30



LIGHT BEIGE AR31



LIGHT GRAY AR32

## 2 x 2 MOSAIC – DOT-MOUNTED ON A 12 x 12 SHEET



OFF WHITE AR30



LIGHT BEIGE AR31



LIGHT GRAY AR32

### AVAILABLE TILE SIZES



18 x 18  
Floor Tile



12 x 24  
Floor Tile



12 x 12  
Floor Tile



2 x 2  
Mosaic

FOR COMPLETE PRODUCT INFORMATION, PLEASE VISIT [WWW.DAL TILE/CORE-FUNDAMENTALS](http://WWW.DAL TILE/CORE-FUNDAMENTALS)

# CORE FUNDAMENTALS™ – ADVANTAGE

FINISHES: MATTE

GLAZED CERAMIC FLOOR, WALL & MOSAICS

## FLOOR TILE



WHITE ROCK HL01



RAFFIA HL02

## WALL TILE



WHITE ROCK HL01



RAFFIA HL02

## MOSAIC – DOT-MOUNTED ON 12 x 24 SHEET



SUNRISE BLEND HL07  
2 x 2 MOSAIC  
(50% WHITE ROCK HL01 AND  
50% RAFFIA HL02)

## 4 x 12 DECO



SUNRISE BLEND HL07  
4 x 12 DECO  
(50% WHITE ROCK HL01 AND  
50% RAFFIA HL02)

### AVAILABLE TILE SIZES



18 x 18  
Floor Tile



12 x 12  
Floor Tile



9 x 12  
Wall Tile



4 x 12  
Floor Deco



6 x 6  
Wall Tile



2 x 2  
Mosaic

## FLOOR TILE



SERENE WHITE SW90



CASTILLIAN GRAY SW92

## WALL TILE



SERENE WHITE SW90



CASTILLIAN GRAY SW92

### AVAILABLE TILE SIZES



18 x 18  
Floor Tile



12 x 12  
Floor Tile



9 x 12  
Wall Tile



6 x 6  
Wall Tile



Photo features Castillian Gray SW92 12 x 12 on the floor.

# CORE FUNDAMENTALS™ – ADVANTAGE

FINISHES: MATTE

GLAZED CERAMIC FLOOR, WALL & MOSAICS

## FLOOR TILE



GRAY V115



WHITE BL43



GREY BL45

### AVAILABLE TILE SIZES



15 x 15  
Floor Tile



12 x 12  
Floor Tile

### AVAILABLE TILE SIZES



18 x 18  
Floor Tile



12 x 24  
Floor Tile

## FLOOR TILE



BEIGE PK96



GRAY PK98

## WALL TILE



BEIGE PK96




GRAY PK98

### AVAILABLE TILE SIZES



18 x 18  
Floor Tile



12 x 24  
Floor Tile



12 x 12  
Floor Tile



9 x 12  
Wall Tile



























Photo features Gray PK98 12 x 24 on the floor.

# CORE FUNDAMENTALS™ – ADVANTAGE

AVAILABLE SIZE & TRIM SHAPES

## ADVANTAGE

PLEASE REFER TO CHART ON NEXT PAGE FOR AVAILABILITY BASED ON COLOR CODE

FLOOR			FLOOR TRIM		
	<b>18 x 18 Floor Tile</b>	(17-11/16" x 17-11/16") (45.01 cm x 45.01 cm)		<b>P43C9 OR S43C9</b>	3 x 12 Floor Bullnose
	<b>15 x 15 Floor Tile</b>	(14-5/8" x 14-5/8") (37.16 cm x 37.16 cm)		<b>P36C9TB</b>	6 x 12 Cove Base
	<b>12 x 24 Floor Tile</b>	(11-13/16" x 23-11/16") (30.02 cm x 60.12 cm)		<b>PC36C9TB</b>	1 x 6 Cove Outcorner
	<b>12 x 12 Floor Tile</b>	(11-13/16" x 11-13/16") (30.02 cm x 30.02 cm)	WALL TRIM		
WALL				<b>S4309</b>	3 x 9 Wall Bullnose
	<b>9 x 12 Wall Tile</b>	(9" x 12") (22.92 cm x 30.54 cm)		<b>SN4309</b>	3 x 3 Wall Bullnose Corner
	<b>6 x 6 Wall Tile</b>	(6" x 6") (15.20 cm X 15.20 cm)		<b>S4669</b>	6 x 6 Wall Bullnose
DECORATIVE				<b>SCRL4669</b>	6 x 6 Wall Bullnose Corner
	<b>4 x 12 Floor Deco</b>	(11-5/8" x 46-15/16") (29.56 cm x 119.30 cm)		<b>S4269</b>	2 x 6 Wall Bullnose
MOSAICS				<b>SN4269</b>	2 x 2 Wall Bullnose Corner
	<b>2 x 4 Brick-joint Mosaic Dot-mounted</b>	(12" x 12" Sheet) (30.48 cm x 30.48 cm Sheet)		<b>A4200</b>	2 x 6 Radius Bullnose
	<b>2 x 4 Herringbone Mosaic Dot-mounted</b>	(14" x 12" Sheet) (35.56 cm x 30.48 cm Sheet)		<b>AN4200</b>	2 x 2 Radius Bullnose Corner
	<b>2 x 2 Mosaic Dot-mounted*</b>	(12" x 24" Sheet) (30.48 cm x 60.96 cm Sheet)		<b>A106</b>	1 x 6 Quarter Round
	<b>2 x 2 Mosaic Dot-mounted**</b>	(12" x 12" Sheet) (30.48 cm x 30.48 cm Sheet)		<b>UC106</b>	1 x 1 Quarter Round Corner

\* HL07

\*\* AR30/AR31/AR32





# CORE FUNDAMENTALS™ – ADVANTAGE

## APPLICATION SPECIFICATIONS

### ADVANTAGE – AR30 | AR31 | AR32 | AQ01 | AQ02 | AQ03 | EP20 | EP21 | EP22

#### APPLICATIONS

	Target DCOF wet	Suitable
Dry & Level – Interior Floor	N/A	✓
Wet & Level – Interior Floor	≥ 0.42	✓
Shower Floors (Residential or Light Commercial)	≥ 0.42	✓*
Exterior Floor Applications (including patios, pool decking & other wet areas with minimal footwear)	≥ 0.60	
Ramps & Inclines	≥ 0.65	
Walls/Backsplashes	N/A	✓
Countertops	N/A	✓
Pool Linings	N/A	✓*



A DCOF value of ≥0.42 is the standard for tiles specified for level interior spaces expected to be walked upon when wet, as stated in ANSI A137.1-A326.3. For more information about DCOF and the DCOF AcuTest™, visit [daltile.com/DCOF](http://daltile.com/DCOF).

#### APPLICATION NOTES:

Suitable for exterior applications (provided it is noted as suitable in the applications chart above) in non-freezing climates, when proper installation methods are followed.

\* Mosaic tile only

#### INSTALLATION

Grout Joint Recommendation	Shade Variation
<b>Floor:</b> 3/16" (Overlap should not exceed 33% when installing tile with a length 15" or greater in a staggered brick-joint pattern.)	 Medium (V2) AR30   AR31   AR32
<b>Mosaic:</b> 1/8"	 High (V3) AQ01   AQ02   AQ03 EP20   EP21   EP22

#### PERFORMANCE CHARACTERISTICS

	ASTM#	Floor Result	Mosaic Result
Water Absorption	C373	< 7.0%	< 3.0%
Breaking Strength	C648	> 250 lbs	> 250 lbs
Scratch Hardness	MOHS	7.0	8.0
Chemical Resistance	C650	Resistant	Resistant

For additional information on test results, visit us at: [daltile.com/information/TestResults](http://daltile.com/information/TestResults).

#### DURABILITY

##### Floor Surface Wear Resistance

1 Residential Bathrooms (3)	All Residential / Light Commercial
2 All Residential Areas	4 All Residential / Commercial

### ADVANTAGE – VI15

#### APPLICATIONS


	Target DCOF wet	Suitable
Dry & Level – Interior Floor	N/A	✓
Wet & Level – Interior Floor	≥ 0.42	
Shower Floors (Residential or Light Commercial)	≥ 0.42	
Exterior Floor Applications (including patios, pool decking & other wet areas with minimal footwear)	≥ 0.60	
Ramps & Inclines	≥ 0.65	
Walls/Backsplashes	N/A	✓
Countertops	N/A	✓
Pool Linings	N/A	

A DCOF value of ≥0.42 is the standard for tiles specified for level interior spaces expected to be walked upon when wet, as stated in ANSI A137.1-A326.3. For more information about DCOF and the DCOF AcuTest™, visit [daltile.com/DCOF](http://daltile.com/DCOF).

#### APPLICATION NOTES:

Suitable for exterior applications (provided it is noted as suitable in the applications chart above) in non-freezing climates, when proper installation methods are followed.

#### INSTALLATION

Grout Joint Recommendation	Shade Variation
<b>Floor:</b> 3/16" (Overlap should not exceed 33% when installing tile with a length 15" or greater in a staggered brick-joint pattern.)	 High (V3)

#### PERFORMANCE CHARACTERISTICS

	ASTM#	Result
Water Absorption	C373	< 7.0%
Breaking Strength	C648	> 250 lbs
Scratch Hardness	MOHS	8.0
Chemical Resistance	C650	Resistant

For additional information on test results, visit us at: [daltile.com/information/TestResults](http://daltile.com/information/TestResults).

#### DURABILITY

##### Floor Surface Wear Resistance

1 Residential Bathrooms (3)	All Residential / Light Commercial
2 All Residential Areas	4 All Residential / Commercial

# CORE FUNDAMENTALS™ – ADVANTAGE

## APPLICATION SPECIFICATIONS

### ADVANTAGE – BL43 | BL45

#### APPLICATIONS


	Target DCOF wet	Suitable
Dry & Level – Interior Floor	N/A	✓
Wet & Level – Interior Floor	≥ 0.42	✓
Shower Floors (Residential or Light Commercial)	≥ 0.42	
Exterior Floor Applications (including patios, pool decking & other wet areas with minimal footwear)	≥ 0.60	
Ramps & Inclines	≥ 0.65	
Walls/Backsplashes	N/A	✓
Countertops	N/A	✓
Pool Linings	N/A	

A DCOF value of ≥0.42 is the standard for tiles specified for level interior spaces expected to be walked upon when wet, as stated in ANSI A137.1-A326.3. For more information about DCOF and the DCOF AcuTest™, visit [daltile.com/DCOF](http://daltile.com/DCOF).

#### APPLICATION NOTES:

Suitable for exterior applications (provided it is noted as suitable in the applications chart above) in non-freezing climates, when proper installation methods are followed.

#### INSTALLATION

Grout Joint Recommendation	Shade Variation
<b>Floor:</b> 3/16" (Overlap should not exceed 33% when installing tile with a length 15" or greater in a staggered brick-joint pattern.)	 Medium (V2)

#### PERFORMANCE CHARACTERISTICS

	ASTM#	Result
Water Absorption	C373	< 7.0%
Breaking Strength	C648	> 250 lbs
Scratch Hardness	MOHS	8.0
Chemical Resistance	C650	Resistant

For additional information on test results, visit us at: [daltile.com/information/TestResults](http://daltile.com/information/TestResults).

#### DURABILITY

##### Floor Surface Wear Resistance

1 Residential Bathrooms (3)	All Residential / Light Commercial
2 All Residential Areas	4 All Residential / Commercial

### ADVANTAGE – HL01 | HL02 | HL07

#### APPLICATIONS

	Target DCOF wet	Suitable
Dry & Level – Interior Floor	N/A	✓*
Wet & Level – Interior Floor	≥ 0.42	✓*
Shower Floors (Residential or Light Commercial)	≥ 0.42	✓**
Exterior Floor Applications (including patios, pool decking & other wet areas with minimal footwear)	≥ 0.60	
Ramps & Inclines	≥ 0.65	
Walls/Backsplashes	N/A	✓
Countertops	N/A	✓***
Pool Linings	N/A	✓****

A DCOF value of ≥0.42 is the standard for tiles specified for level interior spaces expected to be walked upon when wet, as stated in ANSI A137.1-A326.3. For more information about DCOF and the DCOF AcuTest™, visit [daltile.com/DCOF](http://daltile.com/DCOF).

#### APPLICATION NOTES:

Suitable for exterior applications (provided it is noted as suitable in the applications chart above) in non-freezing climates, when proper installation methods are followed.


\* Wall tile not suitable for this application

\*\* Mosaic tile only

\*\*\* Floor, 6 x 6 wall and mosaic tile only

\*\*\*\* 6 x 6 wall and mosaic tile only

#### INSTALLATION

Grout Joint Recommendation	Shade Variation
<b>Floor:</b> 3/16" (Overlap should not exceed 33% when installing tile with a length 15" or greater in a staggered brick-joint pattern.)	 High (V3)
<b>Wall:</b> 1/16"	
<b>Mosaic:</b> 1/8"	

#### PERFORMANCE CHARACTERISTICS

	ASTM#	Floor Result	Wall Result	Mosaic Result
Water Absorption	C373	< 7.0%	< 20.0%	< 3.0%
Breaking Strength	C648	> 250 lbs	120-230 lbs	> 250 lbs
Scratch Hardness	MOHS	8.0	4.0-6.0	8.0
Chemical Resistance	C650	Resistant	Resistant	Resistant

For additional information on test results, visit us at: [daltile.com/information/TestResults](http://daltile.com/information/TestResults).

#### DURABILITY

##### Floor Surface Wear Resistance

1 Residential Bathrooms (3)	All Residential / Light Commercial
2 All Residential Areas	4 All Residential / Commercial

# CORE FUNDAMENTALS™ – ADVANTAGE

## APPLICATION SPECIFICATIONS

### ADVANTAGE – PK96 | PK98

#### APPLICATIONS

	Target DCOF wet	Suitable
Dry & Level – Interior Floor	N/A	✓*
Wet & Level – Interior Floor	≥ 0.42	✓*
Shower Floors (Residential or Light Commercial)	≥ 0.42	
Exterior Floor Applications (including patios, pool decking & other wet areas with minimal footwear)	≥ 0.60	
Ramps & Inclines	≥ 0.65	
Walls/Backsplashes	N/A	✓
Countertops	N/A	✓*
Pool Linings	N/A	✓


A DCOF value of ≥0.42 is the standard for tiles specified for level interior spaces expected to be walked upon when wet, as stated in ANSI A137.1-A326.3. For more information about DCOF and the DCOF AcuTest™, visit [daltile.com/DCOF](http://daltile.com/DCOF).

#### APPLICATION NOTES:

Suitable for exterior applications (provided it is noted as suitable in the applications chart above) in non-freezing climates, when proper installation methods are followed.

\* Wall tile not suitable for this application

#### INSTALLATION

Grout Joint Recommendation	Shade Variation
<b>Floor:</b> 3/16" (Overlap should not exceed 33% when installing tile with a length 15" or greater in a staggered brick-joint pattern.) <b>Wall:</b> 1/16"	 Medium (V2)

#### PERFORMANCE CHARACTERISTICS

	ASTM#	Floor Result	Wall Result
Water Absorption	C373	< 7.0%	< 20.0%
Breaking Strength	C648	> 250 lbs	120-230 lbs
Scratch Hardness	MOHS	7.0	4.0-6.0
Chemical Resistance	C650	Resistant	Resistant

For additional information on test results, visit us at: [daltile.com/information/TestResults](http://daltile.com/information/TestResults).

#### DURABILITY

##### Floor Surface Wear Resistance

1 Residential Bathrooms (3)	All Residential / Light Commercial
2 All Residential Areas	4 All Residential / Commercial

### ADVANTAGE – SW90 | SW92

#### APPLICATIONS

	Target DCOF wet	Suitable
Dry & Level – Interior Floor	N/A	✓*
Wet & Level – Interior Floor	≥ 0.42	✓*
Shower Floors (Residential or Light Commercial)	≥ 0.42	✓**
Exterior Floor Applications (including patios, pool decking & other wet areas with minimal footwear)	≥ 0.60	
Ramps & Inclines	≥ 0.65	
Walls/Backsplashes	N/A	✓
Countertops	N/A	✓***
Pool Linings	N/A	✓****

A DCOF value of ≥0.42 is the standard for tiles specified for level interior spaces expected to be walked upon when wet, as stated in ANSI A137.1-A326.3. For more information about DCOF and the DCOF AcuTest™, visit [daltile.com/DCOF](http://daltile.com/DCOF).

#### APPLICATION NOTES:

Suitable for exterior applications (provided it is noted as suitable in the applications chart above) in non-freezing climates, when proper installation methods are followed.


\* Wall tile not suitable for this application

\*\* Mosaics are suitable for residential and light commercial shower floors.

\*\*\* Floor, 6 x 6 wall and mosaic tile only

\*\*\*\* Mosaic tile only

#### INSTALLATION

Grout Joint Recommendation	Shade Variation
<b>Floor:</b> 3/16" (Overlap should not exceed 33% when installing tile with a length 15" or greater in a staggered brick-joint pattern.) <b>Wall:</b> 1/16"	 High (V3)

#### PERFORMANCE CHARACTERISTICS

	ASTM#	Floor Result	Wall Result
Water Absorption	C373	< 7.0%	< 20.0%
Breaking Strength	C648	> 250 lbs	120-230 lbs
Scratch Hardness	MOHS	8.0	4.0-6.0
Chemical Resistance	C650	Resistant	Resistant

For additional information on test results, visit us at: [daltile.com/information/TestResults](http://daltile.com/information/TestResults).

#### DURABILITY

##### Floor Surface Wear Resistance

1 Residential Bathrooms (3)	All Residential / Light Commercial
2 All Residential Areas	4 All Residential / Commercial