

STONE
LOOK

USAGE



FLOOR



WALL



COUNTERTOP



SHOWER
FLOOR



EXTERIOR
FLOOR



STEPWISE™



TRU-EDGE™



MADE IN
THE U.S.A.



LARGE
FORMAT



MOSAIC/
DECO



ENCAUSTIC



TERRAZZO



PAVER



CUSTOMIZE



FLEXFIT™



CG
SLIP
GRADE

LOW HIGH

SPECIAL FEATURES



CORE FUNDAMENTALS™ CHOICE

THE **CHOICE TIER** HIGHLIGHTS THE BASICS WITH A VARIETY OF FLOOR TILE IN FOUR DIFFERENT SIZES, WITH A COMPLEMENTARY MOSAIC EXCELLENT FOR EVERYDAY USE.



NOT APPLICABLE
FOR ALL PRODUCTS
IN THIS SERIES. SEE CHARTS
FOR FULL PRODUCT DETAILS.

CORE FUNDAMENTALS™ – CHOICE

FINISHES: MATTE

GLAZED CERAMIC FLOOR & MOSAICS

FLOOR TILE



IVORY AR04



CASPER AR05



FAWN AR02



SORREL AR03

AVAILABLE TILE SIZES



15 x 15
Floor Tile



12 x 24
Floor Tile



12 x 12
Floor Tile

FLOOR TILE



FAIR CS22



BUFF CS20



UMBER CS21



IRON CS23

AVAILABLE TILE SIZES



18 x 18
Floor Tile



12 x 24
Floor Tile




12 x 12
Floor Tile



2 x 2
Mosaic


2 x 2 MOSAIC – DOT-MOUNTED ON A 12 x 24 SHEET




FAIR CS22



BUFF CS20



UMBER CS21



IRON CS23

FLOOR TILE



EVEREST WHITE CG05



TWILIGHT GREY CG07

AVAILABLE TILE SIZES









12 x 12
Floor Tile

CORE FUNDAMENTALS™ – CHOICE

AVAILABLE SIZE & TRIM SHAPES

CHOICE

PLEASE REFER TO CHART ON NEXT PAGE FOR AVAILABILITY BASED ON COLOR CODE

FLOOR			FLOOR TRIM		
	18 x 18 Floor Tile	(17-11/16" x 17-11/16") (45.01 cm x 45.01 cm)		P43C9	3 x 12 Floor Bullnose
	15 x 15 Floor Tile	(14-5/8" x 14-5/8") (37.16 cm x 37.16 cm)			
	12 x 24 Floor Tile	(11-13/16" x 23-11/16") (30.02 cm x 60.12 cm)			
	12 x 12 Floor Tile	(11-13/16" x 11-13/16") (30.02 cm x 30.02 cm)			
MOSAICS					
	2 x 2 Mosaic Dot-mounted	(12" x 24" Sheet) (30.48 cm x 60.96 cm Sheet)			

CORE FUNDAMENTALS™ – CHOICE

AVAILABLE SIZE & TRIM SHAPES

CHOICE

COLOR #	COLOR NAME	PAGE #	FLOOR				MOSAIC	
			FIELD TILE					BULLNOSE
			18 x 18	15 x 15	12 x 24	12 x 12	P43C9	2 x 2
AR02	Fawn	5		●	●	●	●	
AR03	Sorrel	5		●	●	●	●	
AR04	Ivory	5		●	●	●	●	
AR05	Casper	5		●	●	●	●	
CG05	Everest White	5				●	●	
CG07	Twilight Grey	5				●	●	
CS20	Buff	5	●		●	●	●	●
CS21	Umber	5	●		●	●	●	●
CS22	Fair	5	●		●	●	●	●
CS23	Iron	5	●		●	●	●	●

CORE FUNDAMENTALS™ – CHOICE

APPLICATION SPECIFICATIONS

CHOICE – AR02 | AR03 | AR04 | AR05 | CG05 | CG07

APPLICATIONS


	Target DCOF wet	Suitable
Dry & Level – Interior Floor	N/A	✓
Wet & Level – Interior Floor	≥ 0.42	
Shower Floors (Residential or Light Commercial)	≥ 0.42	
Exterior Floor Applications (including patios, pool decking & other wet areas with minimal footwear)	≥ 0.60	
Ramps & Inclines	≥ 0.65	
Walls/Backsplashes	N/A	✓
Countertops	N/A	✓
Pool Linings	N/A	

A DCOF value of ≥0.42 is the standard for tiles specified for level interior spaces expected to be walked upon when wet, as stated in ANSI A137.1-A326.3. For more information about DCOF and the DCOF AcuTest™, visit daltile.com/DCOF.

APPLICATION NOTES:

Suitable for exterior applications (provided it is noted as suitable in the applications chart above) in non-freezing climates, when proper installation methods are followed.

INSTALLATION

Grout Joint Recommendation	Shade Variation
Floor: 3/16" (Overlap should not exceed 33% when installing tile with a length 15" or greater in a staggered brick-joint pattern.)	 High (V3)

PERFORMANCE CHARACTERISTICS

	ASTM#	Result
Water Absorption	C373	< 7.0%
Breaking Strength	C648	> 250 lbs
Scratch Hardness	MOHS	8.0
Chemical Resistance	C650	Resistant

For additional information on test results, visit us at: daltile.com/information/TestResults.

DURABILITY

Floor Surface Wear Resistance

1	Residential Bathrooms	③	All Residential / Light Commercial
2	All Residential Areas	4	All Residential / Commercial

CORE FUNDAMENTALS™ – CHOICE

APPLICATION SPECIFICATIONS

CHOICE – CS20 | CS21 | CS22 | CS23

APPLICATIONS

	Target DCOF wet	Suitable
Dry & Level – Interior Floor	N/A	✓
Wet & Level – Interior Floor	≥ 0.42	✓*
Shower Floors (Residential or Light Commercial)	≥ 0.42	✓*
Exterior Floor Applications (including patios, pool decking & other wet areas with minimal footwear)	≥ 0.60	
Ramps & Inclines	≥ 0.65	
Walls/Backsplashes	N/A	✓
Countertops	N/A	✓
Pool Linings	N/A	✓*


A DCOF value of ≥0.42 is the standard for tiles specified for level interior spaces expected to be walked upon when wet, as stated in ANSI A137.1-A326.3. For more information about DCOF and the DCOF AcuTest™, visit daltille.com/DCOF.

APPLICATION NOTES:

Suitable for exterior applications (provided it is noted as suitable in the applications chart above) in non-freezing climates, when proper installation methods are followed.

* Mosaic tile only

INSTALLATION

Grout Joint Recommendation	Shade Variation
<p>Floor: 3/16" (Overlap should not exceed 33% when installing tile with a length 15" or greater in a staggered brick-joint pattern.)</p> <p>Mosaic: 1/8"</p>	 Medium (V2)

PERFORMANCE CHARACTERISTICS

	ASTM#	Floor Result	Mosaic Result
Water Absorption	C373	< 7.0%	< 3.0%
Breaking Strength	C648	> 250 lbs	> 250 lbs
Scratch Hardness	MOHS	7.0	7.0
Chemical Resistance	C650	Resistant	Resistant

For additional information on test results, visit us at: daltille.com/information/TestResults.

DURABILITY

Floor Surface Wear Resistance

1 Residential Bathrooms (3)	All Residential / Light Commercial
2 All Residential Areas	4 All Residential / Commercial