



COTTO LOOK

COTTO CONTEMPO™
GLAZED PORCELAIN

 daltile®
IMAGINE WHAT'S POSSIBLE™

COTTO CONTEMPO™

GLAZED PORCELAIN

A Sophisticated, Modern Take On Classic Cotto

Cotto Contempo's contemporary tiles are a great choice for floors, walls, countertops and more. With its earthy, dimensional hues and multi-faceted color variance, Cotto Contempo™ offers stunning modern style.

• STYLISH COTTO LOOK WITH A TWIST

- Fresh contemporary look combines traditional cotto with elements of cracked cement
- Four color options offer a high level of variation and color depth for a rich, earthy appearance

COTTO
LOOK

USAGE



FLOOR



WALL



COUNTERTOP



SHOWER
FLOOR



EXTERIOR
FLOOR



STEPWISE™



TRU-EDGE™



MADE IN
THE U.S.A.



LARGE
FORMAT



MOSAIC/
DECO



ENCAUSTIC



TERRAZZO



PAVER



CUSTOMIZE



FLEXFIT™



GLAZED
PORCELAIN



LOW HIGH

SPECIAL FEATURES

Cover and above photo features Cotto Contempo™ Wall Street 12 x 24 on the floor.

SEE CHARTS FOR FULL
PRODUCT DETAILS

SIZES:

12 x 24
Floor Tile

FINISHES: MATTE

FLOOR TILE



PENNSYLVANIA AVENUE CC12



WALL STREET CC13



SUNSET BOULEVARD CC15



MICHIGAN AVENUE CC14



SLIP RESISTANT



WATERPROOF



STAINPROOF



DENTPROOF



SCRATCH-RESISTANT



FIRE-RESISTANT



CLIMATEPRO™




SIMPLICLEAN™

COTTO CONTEMPO™

GLAZED PORCELAIN

COTTO LOOK

SIZES

			Thickness	Sq. Ft./ Carton	Pieces/ Carton
	12 x 24 Floor Tile	(11-7/8" x 23-5/8") (30.23 cm x 60.12 cm)	5/16"	17.60	9

APPLICATIONS

	Target DCOF wet	Suitable
Dry & Level – Interior Floor	N/A	✓
Wet & Level – Interior Floor	≥ 0.42	✓
Shower Floors (Residential or Light Commercial)	≥ 0.42	
Exterior Floor Applications (including patios, pool decking & other wet areas with minimal footwear)	≥ 0.60	
Ramps & Inclines	≥ 0.65	
Walls/Backsplashes	N/A	✓
Countertops	N/A	✓
Pool Linings	N/A	

A DCOF value of ≥0.42 is the standard for tiles specified for level interior spaces expected to be walked upon when wet, as stated in ANSI A137.1-A326.3. For more information about DCOF and the DCOF AcuTest™, visit daltile.com/DCOF.

APPLICATION NOTES :

Suitable for exterior applications (provided it is noted as suitable in the applications chart above) in freezing and non-freezing climates, when proper installations methods are followed.



PRE-CONSUMER
RECYCLED MATERIALS




MADE IN THE U.S.A.




REVEAL IMAGING®

All or select items within this series meet the requirements for these qualifications. For more information, visit daltile.com.

TRIM

Type	Number	Size	Pieces/ Carton
 Bullnose	P43C9	3 x 12	30

INSTALLATION

Grout Joint Recommendation	Shade Variation
3/16" (Overlap should not exceed 33% when installing tile with a length 15" or greater in a staggered brick-joint pattern.)	 High (V3)

PERFORMANCE CHARACTERISTICS

	ASTM#	Result
Water Absorption	C373	< 0.5%
Breaking Strength	C648	> 275 lbs
Scratch Hardness	MOHS	8.0
Chemical Resistance	C650	Resistant

For additional information on test results, visit us at: daltile.com/information/TestResults.

DURABILITY

Floor Surface Wear Resistance

1 Residential Bathrooms	3	All Residential / Light Commercial
2 All Residential Areas	④	All Residential / Commercial

NOTES

Since there are variations in all fired ceramic and natural products, tile and trim supplied for your particular installation may not match samples. Final confirmation should be made from actual tiles and trim prior to installation. Manufactured in accordance with ANSI A137.1 standards.

Not for use on ramps. Water, oil, grease, improper drainage and certain footwear can create slippery conditions. Floor applications expected to be exposed to these conditions require extra caution in product selection.

For additional information refer to "Factors to Consider" at: daltile.com/Factors.

To achieve optimal results, all tile should be selected from multiple cartons and shading and graphic arrangement planned prior to installation.

Special consideration needs to be given when installing tiles greater than 15 inches. Please refer to daltile.com/LargeTiles for more information.

Use of a latex modified thin-set is recommended for installation. For more information, visit daltile.com.



7834 C.F. Hawn Freeway,
Dallas, Texas 75217 | 1.800.933.TILE

To view the complete collection of
Daltile® products and information,
visit our website at daltile.com.

