



FABRIC LOOK

FLOOR

FABRIQUE™

COLORBODY™ PORCELAIN FLOOR AND MOSAIC



 **daltile®**
IMAGINE WHAT'S POSSIBLE™

FLOOR

FABRIQUE™

COLORBODY™ PORCELAIN FLOOR AND MOSAIC

Create a Design with a Delicate Fabric Touch

Fabrique combines the detail of fine fabrics with porcelain flooring that creates an atmosphere as rich and intricate as handcrafted linen. Taking cues from different textures and colors, the Fabrique collection draws inspiration from the way fabric moves and allows you to bring a delicate elegance to any space.

- TEXTURAL INSPIRATION
 - Inspired by the flow of fabric
 - Fabric visual adds a delicate elegance to design
- ELEGANT DESIGN OPTIONS
 - Linear pattern ideal for designs that call for a continuous look
 - Large-format and linear sizes available for more design options

FABRIC LOOK

USAGE



SPECIAL FEATURES

SEE CHARTS FOR FULL PRODUCT DETAILS

Cover photo featured in THE NEW AMERICAN HOME.
Photo features Fabrique™ Noir Linen 12 x 24 floor tile and 2 x 2 mosaic on shower wall.
Above photo featured in THE NEW AMERICAN HOME.
Photo features Fabrique™ Soleil Linen 24 x 24 on the floor.

SIZES:



FINISHES: MATTE

FLOOR TILE



SOLEIL LINEN P687



Close-up of Floor Tile



BLANC LINEN P685



CRÈME LINEN P686



GRIS LINEN P690



NOIR LINEN P689



SLIP RESISTANT



WATERPROOF



STAINPROOF



DENTPROOF



SCRATCH-RESISTANT



FIRE-RESISTANT*

*Not Applicable to Mesh-Mounted Mosaics



CLIMATEPRO™





SIMPLICLEAN™

SIZES

			Thickness	Sq. Ft./ Carton	Pieces/ Carton
	24 x 24 Floor Tile	(23-3/8" x 23-3/8") (59.44 cm x 59.44 cm)	5/16"	15.20	4
	12 x 24 Floor Tile	(11-5/8" x 23-3/8") (29.56 cm x 59.44 cm)	5/16"	15.12	8
	12 x 12 Floor Tile	(11-5/8" x 11-5/8") (29.56 cm x 29.56 cm)	5/16"	12.22	13
	2 x 2 Mosaic (Mesh-mounted)	(11-3/4" x 11-3/4") Sheet (29.56 cm x 29.56 cm Sheet)	5/16"	11.40	10

LINEAR OPTIONS™ SIZES

			Sq. Ft./ Carton	Pieces/ Carton
	6 x 24 Floor Tile	(5-3/4" x 23-3/8") (14.75 cm x 59.44 cm)	10.65	11
	4 x 24 Floor Tile	(3-13/16" x 23-3/8") (9.78 cm x 59.44 cm)	6.46	10

Additional linear and rectangular sizes available through Linear Options™, Daltile's linear cutting service. Visit daltile.com/LinearOptions for size and order information.

APPLICATIONS

	Target DCOF wet	Suitable
Dry & Level – Interior Floor	N/A	✓
Wet & Level – Interior Floor	≥ 0.42	✓
Shower Floors (Residential or Light Commercial)	≥ 0.42	✓*
Exterior Floor Applications (including pool decking & other wet areas with minimal footwear)	≥ 0.60	
Ramps & Inclines	≥ 0.65	
Walls/Backsplashes	N/A	✓
Countertops	N/A	✓
Pool Linings	N/A	✓*


A DCOF value of ≥0.42 is the standard for tiles specified for level interior spaces expected to be walked upon when wet, as stated in ANSI A137.1-A326.3. For more information about DCOF and the DCOF AcuTest™, visit daltile.com/DCOF.

APPLICATION NOTES:

Suitable for exterior applications in freezing and non-freezing climates, when proper installation methods are followed.


* Mosaic tile only

TRIM

Type	Number	Size	Pieces/ Carton
 Bullnose	S-43C9	3 x 12	30

Bullnose also available in horizontal design in all colors via Special Order.

INSTALLATION

Grout Joint Recommendation	Shade Variation
<p>Floor: 1/8" (3/16" when multiple sizes are installed in a modular pattern, and/or when installing tile with a length 15" or greater in a staggered brick-joint pattern; overlap should not exceed 33%).</p> <p>Mosaic: 1/8"</p>	 Medium (V2)

PERFORMANCE CHARACTERISTICS

	ASTM#	Result
Water Absorption	C373	< 0.5%
Breaking Strength	C648	> 275 lbs
Scratch Hardness	MOHS	8.0
Chemical Resistance	C650	Resistant

For additional information on test results, visit us at: daltile.com/information/TestResults.

DURABILITY

Floor Surface Wear Resistance

1	Residential Bathrooms	3	All Residential / Light Commercial
2	All Residential Areas	④	All Residential / Commercial

NOTES

Since there are variations in all fired ceramic and natural products, tile and trim supplied for your particular installation may not match samples. Final confirmation should be made from actual tiles and trim prior to installation. Manufactured in accordance with ANSI A137.1 standards.

Not for use on ramps. Water, oil, grease, improper drainage and certain footwear can create slippery conditions. Floor applications expected to be exposed to these conditions require extra caution in product selection.

For additional information refer to "Factors to Consider" at: daltile.com/Factors.

Special consideration needs to be given when installing tiles greater than 15 inches. Please refer to daltile.com/LargeTiles for more information.

Special care should be taken when grouting with dark pigmented colors. A grout release is recommended to prevent finely powdered pigments from lodging in the pores of the surface. Use of a latex modified thin-set is recommended for installation.