



MARBLE LOOK

FLORENTINE™

GLAZED PORCELAIN FLOOR & GLAZED CERAMIC WALL AND MOSAIC

 daltile®
IMAGINE WHAT'S POSSIBLE™

FLORENTINE™

GLAZED PORCELAIN FLOOR & GLAZED CERAMIC WALL AND MOSAIC

Revel in the Exquisite Look of Marble & Stone

Florentine™ from Daltile is for those who admire the elegance of marble and stone but desire the durability and low maintenance of ceramic tile. This timeless style mimics the unique tones of marble and stone with a color palette of crisp whites, neutral tans and fresh grays. Transform your area with the Florentine collection.

- VARIETY OF NATURAL STONE VISUALS
 - Each color emulates a unique and striking replication of natural marble and stone with Reveal Imaging®
- GLOSSY & MATTE TILES
 - High gloss wall tile and coordinating matte floor and mosaics create dynamic visual appeal
- LOW MAINTENANCE & DURABILITY
 - Perfect for areas requiring low maintenance and durability in high-traffic areas without sacrificing style
- ATTRACTIVE PRICE POINT
 - Cost-efficient alternative when compared to natural stone

MARBLE LOOK

USAGE

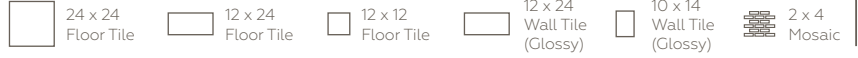


SPECIAL FEATURES

NOT APPLICABLE FOR ALL PRODUCTS IN THIS SERIES. SEE CHARTS FOR FULL PRODUCT DETAILS.

Cover photo features Florentine™ Nociolla 12 x 24 floor tile in staggered brick-joint pattern on the floor and Nociolla 12 x 24 wall tile in grid pattern on the wall. Above photo features Florentine™ Nociolla 12 x 24 floor tile on the floor, with an inset of Argento 12 x 24, Stone À la Mod™ Urban Bluestone oval mosaic border, and Imperial Stone Medallion in the center. Wall features Florentine™ Nociolla 12 x 24 in a straight-joint pattern.

SIZES:



FINISHES: MATTE | GLOSSY

GLAZED PORCELAIN FLOOR TILE



CARRARA FL06



MARFIL FL07



ARGENTO FL08



NOCIOLLA FL09

GLAZED CERAMIC 2 x 4 MOSAIC



CARRARA FL06



MARFIL FL07



ARGENTO FL08



NOCIOLLA FL09

GLAZED CERAMIC WALL TILE



CARRARA FL06



MARFIL FL07



ARGENTO FL08



NOCIOLLA FL09



SLIP RESISTANT



WATERPROOF



STAINPROOF



DENTPROOF



SCRATCH-RESISTANT™
*Applicable to products with Matte and Textured Finishes



FIRE-RESISTANT



CLIMATEPRO™



SIMPLICLEAN™

VISIT THE WHY TILE PAGE AT WWW.DAL TILE.COM FOR A COMPLETE LIST OF QUALIFICATIONS AND EXCLUSIONS.

FLORENTINE™

GLAZED PORCELAIN FLOOR & GLAZED CERAMIC WALL AND MOSAIC

MARBLE LOOK

SIZES

			Thickness	Sq. Ft./ Carton	Pieces/ Carton
	24 x 24 Floor Tile	(23-3/8" x 23-3/8") (59.44 cm x 59.44 cm)	5/16"	15.20	4
	12 x 24 Floor Tile ♦	(11-5/8" x 23-3/8") (29.56 cm x 59.44 cm)	5/16"	15.12	8
	12 x 12 Floor Tile ♦	(11-5/8" x 11-5/8") (29.56 cm x 29.56 cm)	5/16"	12.22	13
	12 x 24 Wall Tile ■ (Glossy)	(11-5/8" x 23-3/8") (29.56 cm x 59.44 cm)	3/8"	15.52	8
	10 x 14 Wall Tile ■ (Glossy)	(9-13/16" x 13-3/4") (24.42 cm x 34.83 cm)	5/16"	13.65	15
	2 x 4 Brick-joint Mosaic ♦ (Dot-mounted)	(12" x 12" Sheet) (30.48 cm x 30.48 cm Sheet)	1/4"	9.96	12

♦ Available in Matte only

■ Glazed Ceramic Wall available in Glossy only

APPLICATIONS

	Target DCOF wet	Suitable
Dry & Level – Interior Floor	N/A	✓†
Wet & Level – Interior Floor	≥ 0.42	✓†
Shower Floors (Residential or Light Commercial)	≥ 0.42	✓*
Exterior Floor Applications (including patios, pool decking & other wet areas with minimal footwear)	≥ 0.60	
Ramps & Inclines	≥ 0.65	
Walls/Backsplashes	N/A	✓
Countertops	N/A	✓†
Pool Linings	N/A	✓*

A DCOF value of ≥0.42 is the standard for tiles specified for level interior spaces expected to be walked upon when wet, as stated in ANSI A137.1-A326.3. For more information about DCOF and the DCOF AcuTest™, visit daltile.com/DCOF.

APPLICATION NOTES:


Floor tile suitable for exterior applications (provided it is noted as suitable in the applications chart above) in freezing and non-freezing climates, when proper installation methods are followed.

Wall tile and mosaic suitable for exterior applications (provided it is noted as suitable in the applications chart above) in non-freezing climates, when proper installation methods are followed.

† Wall tile not suitable for this application.

* Mosaic tile only


INSTALLATION

Grout Joint Recommendation	Shade Variation
10 x 14 Wall: 1/16"	
Floor: 1/8" (3/16" when multiple sizes are installed in a modular pattern, and/or when installing tile with a length 15" or greater in a staggered brick-joint pattern; overlap should not exceed 33%.)	 High (V3)
12 x 24 Wall: 1/8" (3/16" when installing tile with a length 15" or greater in a staggered brick-joint pattern; overlap should not exceed 33%.)	
2 x 4 Mosaic: 1/8"	

ZEROTOX
Healthy Homes | Healthy Planet

CERTIFIED
PORCELAIN
TILE
0.5% or less water absorption

TRIM

	Type	Number	Size	Thickness	Pieces/ Carton
	Floor Bullnose	S43C9F	3 x 12	5/16"	30
	Wall Bullnose (12" side)	S43C9WX (12" side)	3 x 12	3/8"	30
	Wall Bullnose	SN43C9WX	3 x 3	3/8"	60
	Wall Bullnose (10" side)	S4310 (10" side)	3 x 10	5/16"	30
	Wall Bullnose Corner	SN4310	3 x 3	5/16"	60
	Jolly	S1/212J	1/2 x 12	1/4"	192

PERFORMANCE CHARACTERISTICS

	ASTM#	Floor Result (Matte Finish)	Wall Result (Glossy Finish)	2 x 4 Mosaic
Water Absorption	C373	< 0.5%	< 20.0%	< 3.0%
Breaking Strength	C648	> 275 lbs	120-230 lbs	> 250 lbs
Scratch Hardness	MOHS	8.0	4.0-6.0	4.0-8.0
Chemical Resistance	C650	Resistant	Resistant	Resistant

For additional information on test results, visit us at: daltile.com/information/TestResults.

DURABILITY

Floor Surface Wear Resistance

1	Residential Bathrooms	3	All Residential / Light Commercial
2	All Residential Areas	④	All Residential / Commercial

NOTES

Since there are variations in all fired ceramic and natural products, tile and trim supplied for your particular installation may not match samples. Final confirmation should be made from actual tiles and trim prior to installation. Manufactured in accordance with ANSI A137.1 standards.

Not for use on ramps. Water, oil, grease, improper drainage and certain footwear can create slippery conditions. Floor applications expected to be exposed to these conditions require extra caution in product selection.

For additional information refer to "Factors to Consider" at: daltile.com/Factors.

Special consideration needs to be given when installing tiles greater than 15 inches. Please refer to daltile.com/LargeTiles for more information.

Use of a latex modified thin-set is recommended for installation. For more information, visit daltile.com.

 **POST-CONSUMER RECYCLED MATERIALS**

 **PRE-CONSUMER RECYCLED MATERIALS**

 **MADE IN THE U.S.A.**

 **REVEAL IMAGING®**

All or select items within this series meet the requirements for these qualifications. For more information, visit daltile.com.

7834 C.F. Hawn Freeway,
Dallas, Texas 75217 | 1.800.933.TILE

To view the complete collection of Daltile® products and information, visit our website at daltile.com.

 **daltile®**
IMAGINE WHAT'S POSSIBLE™

©2021 Daltile (6/21)