

**WOOD
 LOOK**

USAGE

-  FLOOR
-  WALL
-  COUNTERTOP
-  SHOWER FLOOR
-  EXTERIOR FLOOR

-  STEPWISE™

-  TRU-EDGE™

-  **MADE IN
 THE U.S.A.**

-  LARGE
 FORMAT

-  MOSAIC/
 DECO

-  ENCAUSTIC

-  TERRAZZO

-  PAVER

-  CUSTOMIZE

-  FLEXFIT™



SEE CHARTS FOR FULL
 PRODUCT DETAILS

SIZES:
 6 x 36
 Floor Tile

FINISHES: MATTE


GLAZED PORCELAIN




NATURAL HH01



GREIGE HH02



TEAK HH03



DARK BROWN HH04



SLIP RESISTANT



WATERPROOF



STAINPROOF



DENTPROOF



SCRATCH-RESISTANT™
*Applicable to products with Matte and Textured Finishes



FIRE-RESISTANT™
*Not Applicable to Mesh-Mounted Mosaics




CLIMATEPRO™



SIMPLICLEAN™

SIZES

			Thickness	Sq. Ft./ Carton	Pieces/ Carton
	6 x 36 Floor Tile	(5-7/8" x 35-7/16") (15.00 cm x 90.00 cm)	5/16"	13.05	9

APPLICATIONS


	Target DCOF wet	Suitable
Dry & Level – Interior Floor	N/A	✓
Wet & Level – Interior Floor	≥ 0.42	✓
Shower Floors (Residential or Light Commercial)	≥ 0.42	
Exterior Floor Applications (including pool decking & other wet areas with minimal footwear)	≥ 0.60	
Ramps & Inclines	≥ 0.65	
Walls/Backsplashes	N/A	✓
Countertops	N/A	✓
Pool Linings	N/A	

A DCOF value of ≥0.42 is the standard for tiles specified for level interior spaces expected to be walked upon when wet, as stated in ANSI A137.1-A326.3. For more information about DCOF and the DCOF AcuTest™, visit daltile.com/DCOF.

APPLICATION NOTES:

Suitable for exterior applications in freezing and non-freezing climates, when proper installation methods are followed.

INSTALLATION

Grout Joint Recommendation	Shade Variation
Floor: 3/16" (Overlap should not exceed 33% when installing tile with a length 15" or greater in a staggered brick-joint pattern.)	 High (V3)

PERFORMANCE CHARACTERISTICS

	ASTM#	Floor Result
Water Absorption	C373	< 0.5%
Breaking Strength	C648	> 275 lbs
Scratch Hardness	MOHS	8.0
Chemical Resistance	C650	Resistant

For additional information on test results, visit us at: daltile.com/information/TestResults.

DURABILITY

Floor Surface Wear Resistance

1 Residential Bathrooms (3)	All Residential / Light Commercial
2 All Residential Areas	4 All Residential / Commercial

NOTES

Since there are variations in all fired ceramic and natural products, tile and trim supplied for your particular installation may not match samples. Final confirmation should be made from actual tiles and trim prior to installation. Manufactured in accordance with ANSI A137.1 standards.

Not for use on ramps. Water, oil, grease, improper drainage and certain footwear can create slippery conditions. Floor applications expected to be exposed to these conditions require extra caution in product selection.

For additional information refer to "Factors to Consider" at: daltile.com/Factors.

Special consideration needs to be given when installing tiles greater than 15 inches. Please refer to daltile.com/LargeTiles for more information.

Use of a latex modified thin-set is recommended for installation. For more information, visit daltile.com.



PRE-CONSUMER
RECYCLED MATERIALS



MADE IN THE U.S.A.



REVEAL IMAGING®

All or select items within this series meet the requirements for these qualifications. For more information, visit daltile.com.