




MOSAIC

DECORATIVE  
**INTERSTELLAR™**  
GLASS MOSAICS



 **daltile®**  
IMAGINE WHAT'S POSSIBLE™

DECORATIVE

# INTERSTELLAR™

GLASS MOSAICS

## A Luminous Look

Feel like you are traveling among the stars with Interstellar™. This cosmic collection is offered in four stellar color combinations. Interstellar will illuminate any space with its celestial beauty.

- ASTRONOMICAL AESTHETICS
  - Select from blue, black, pearl, and gold tones
- CONTEMPORARY DESIGN
  - The glass tile within the mosaic sheets adds a shining and shimmering touch
  - Suitable for residential or commercial wall applications

### MOSAIC

#### USAGE



FLOOR



WALL



COUNTERTOP



SHOWER FLOOR



EXTERIOR FLOOR



STEPWISE™



TRU-EDGE™



MADE IN THE U.S.A.



LARGE FORMAT



MOSAIC/DECO



ENCAUSTIC



TERRAZZO



PAVER



CUSTOMIZE



FLEXFIT™



GLASS

LOW HIGH

SEE CHARTS FOR FULL PRODUCT DETAILS

### SPECIAL FEATURES

Cover and above photos feature Interstellar™ Moonlight mosaic on the wall.

SIZES:




Mosaic

FINISHES: GLOSSY



MOTHER OF PEARL IR01



BLUE BAYOU IR04




MOONLIGHT IR02



GOLD RUSH IR03

## SIZES

	Thickness	Sq. Ft./ Carton	Pieces/ Carton
 Mosaic (Mesh-Mounted) (12-1/2" x 12-1/4") (31.70 cm x 31.20 cm)	1/4"	12.77	12

## APPLICATIONS


	Target DCOF wet	Suitable
Dry & Level – Interior Floor	N/A	
Wet & Level – Interior Floor	≥ 0.42	
Shower Floors (Residential or Light Commercial)	≥ 0.42	
Exterior Floor Applications (including pool decking & other wet areas with minimal footwear)	≥ 0.60	
Ramps & Inclines	≥ 0.65	
Walls/Backsplashes	N/A	✓
Countertops	N/A	
Pool Linings	N/A	✓

A DCOF value of ≥ 0.42 is the standard for tiles specified for level interior spaces expected to be walked upon when wet, as stated in ANSI A137.1-2012, Section 9.6. For more information about DCOF and the DCOF AcuTest™, visit [daltile.com/DCOF](http://daltile.com/DCOF).

## APPLICATION NOTES:

Suitable for exterior applications in freezing and non-freezing climates, when proper installation methods are followed.

## INSTALLATION

Grout Joint Recommendation	Shade Variation
Mosaic: 1/8"	 High (V3)

## PERFORMANCE CHARACTERISTICS

	ASTM#	Result
Water Absorption	C373	< 0.5%
Breaking Strength	C648	> 100 lbs
Scratch Hardness	MOHS	4.0
Chemical Resistance	C650	Resistant
Abrasion Resistance	C1027	N/A

For additional information on test results, visit us at: [daltile.com/information/TestResults](http://daltile.com/information/TestResults).

## NOTES

Strong random shading enhances the natural beauty of this product. To achieve optimal results, tile should be selected from multiple cartons and shading arrangement planned prior to installation.

Since there are variations in all glass products, tile and trim supplied for your particular installation may not match these samples. Final color selection should be made from actual tiles and trim and not from tile samples or color reproductions. Manufactured in accordance with ANSI A137.2 standards.

Random visuals enhance the natural beauty of this product. To achieve optimal results, all tile should be selected from multiple cartons and shading and graphic arrangement planned prior to installation.

For additional information refer to "Factors to Consider" at [daltile.com/Factors](http://daltile.com/Factors).