



METALLIC LOOK

IRONCRAFT™
COLORBODY™ PORCELAIN

IRONCRAFT™

COLORBODY™ PORCELAIN

Historic Strength Redefined

Walking through old factories and warehouses, one is reminded of centuries past – an era of the rugged, industrial artisan. Ironcraft™ owes its roots to the American craftsman who inspired this collection. This porcelain tile resembles bare concrete, brushed and burnished with oxidized metals. Ironcraft is the perfect surface for lofts, studios and chic industrial spaces.

- URBAN APPEAL

- Sweeping iron and cement graphics for striking lines and dimension
- Dual texture treatment achieves a daring contrast
- Available in matte and light polished finishes

- ARTISAN'S TOOLBOX

- Tile and 2 x 2 mosaic available in four modern metallic colors
- Featured in two floor tile sizes
- Random interlocking mosaic available in unique color blends, combining light polished and matte finishes

METALLIC
LOOK

USAGE



SPECIAL FEATURES

Cover photo features Ironcraft™ Charcoal Grey and Rusted Bronze matte 12 x 24 on the floor and Ironcraft™ Charcoal Grey and Rusted Bronze light polished 12 x 24 on the wall.
Above photo features Ironcraft™ Charcoal Grey and Rusted Bronze light polished 12 x 24 on the wall.

SEE CHARTS FOR FULL
PRODUCT DETAILS

SIZES:



FINISHES: MATTE | LIGHT POLISHED

COLOR PALETTE



PHOSPHOR WHITE



CASPER GREY




CHARCOAL GREY



SABLE BLACK

COLORBODY™ PORCELAIN FLOOR TILE



PHOSPHOR WHITE IC11



CASPER GREY IC12



CHARCOAL GREY IC13




SABLE BLACK IC15

2 x 2 MOSAIC (MATTE ONLY)




PHOSPHOR WHITE IC11



CASPER GREY IC12



CHARCOAL GREY IC13



SABLE BLACK IC15

RANDOM INTERLOCKING MOSAIC*



PHOSPHOR GREY IC16



GREY BLACK IC17

* Available in unique color blends only with a random mix of light polished and matte pieces. Visit daltille.com/ironcraft for more information.



SLIP RESISTANT



WATERPROOF



STAINPROOF



DENTPROOF



SCRATCH-RESISTANT



FIRE-RESISTANT™
*Not Applicable to Mesh-Mounted Mosaics



CLIMATEPRO™




SIMPLICLEAN™

IRONCRAFT™

COLORBODY™ PORCELAIN

METALLIC LOOK

SIZES

			Thickness	Sq. Ft./ Carton	Pieces/ Carton
	24 x 24 Floor Tile	(23-3/8" x 23-3/8") (59.44 cm x 59.44 cm)	5/16"	15.20	4
	12 x 24 Floor Tile	(11-5/8" x 23-3/8") (29.56 cm x 59.44 cm)	5/16"	15.12	8
	2 x 2 Mosaic* (Mesh-mounted)	(12" x 12" Sheet) (30.48 cm x 30.48 cm Sheet)	5/16"	10.00	10
	Random ■ Interlocking Mosaic (Mesh-mounted)	(15" x 12" Sheet) (38.10 cm x 30.48 cm Sheet)	5/16"	7.00	7

* Available in Matte finish only.

■ Available in unique color blends only with a random mix of light polished and matte pieces. Visit daltile.com/Ironcraft for more information.

APPLICATIONS

	Target DCOF wet	Suitable
Dry & Level – Interior Floor	N/A	✓
Wet & Level – Interior Floor	≥ 0.42	✓*
Shower Floors (Residential or Light Commercial)	≥ 0.42	✓**
Exterior Floor Applications (including patios, pool decking & other wet areas with minimal footwear)	≥ 0.60	
Ramps & Inclines	≥ 0.65	
Walls/Backsplashes	N/A	✓
Countertops	N/A	✓
Pool Linings	N/A	✓**

A DCOF value of ≥0.42 is the standard for tiles specified for level interior spaces expected to be walked upon when wet, as stated in ANSI A1371-A326.3. For more information about DCOF and the DCOF AcuTest™, visit daltile.com/DCOF.

APPLICATION NOTES:

Suitable for exterior applications (provided it is noted as suitable in the applications chart above) in freezing and non-freezing climates, when proper installation methods are followed.




* Available in Matte finish only.

** 2 x 2 mosaic tile only.



All or select items within this series meet the requirements for these qualifications. For more information, visit daltile.com.

TRIM


	Type	Number	Size	Pieces/ Carton
	Bullnose*	P43C9	3 x 12	30
	Cove Base*	P36C9TB	6 x 12	22
	Cove Base Outcorner*	PC36C9TB	1 x 6	15

* Available in Matte finish only.

Cove base trim is intended to coordinate with floor tile in the standard 90-degree installation position.

Cove base and cove corner trim are suitable for non-freezing climates only.

INSTALLATION

Grout Joint Recommendation	Shade Variation
<p>Floor: 1/8" (3/16" when multiple sizes are installed in a modular pattern, and/or when installing tile with a length 15" or greater in a staggered brick-joint pattern; overlap should not exceed 33%).</p> <p>Mosaic: 1/8"</p>	 Random (V4)

PERFORMANCE CHARACTERISTICS

	ASTM#	Result
Water Absorption	C373	< 0.5%
Breaking Strength	C648	> 275 lbs
Scratch Hardness	MOHS	8.0
Chemical Resistance	C650	Resistant

For additional information on test results, visit us at: daltile.com/information/TestResults.

DURABILITY

Floor Surface Wear Resistance

1 Residential Bathrooms	3	All Residential / Light Commercial
2 All Residential Areas	④	All Residential / Commercial

NOTES

Since there are variations in all fired ceramic and natural products, tile and trim supplied for your particular installation may not match samples. Final confirmation should be made from actual tiles and trim prior to installation. Manufactured in accordance with ANSI A1371 standards.

Not for use on ramps. Water, oil, grease, improper drainage and certain footwear can create slippery conditions. Floor applications expected to be exposed to these conditions require extra caution in product selection.

For additional information refer to "Factors to Consider" at: daltile.com/Factors. Random visuals enhance the natural beauty of this product. To achieve optimal results, all tile should be selected from multiple cartons and shading and graphic arrangement planned prior to installation.

Manufacturer Advisory: All tile is measured by the DCOF AcuTest™ method. Tiles with DCOF values <0.42 are not recommended for use in areas with wet or slippery conditions. For more information, see ANSI standard A1371 section 6.2.2.1.10, available at www.tileusa.com.

Special consideration needs to be given when installing tiles greater than 15 inches. Please refer to daltile.com/LargeTiles for more information.

Special care should be taken when grouting with dark pigmented colors. A grout release is recommended to prevent finely powdered pigments from lodging in the pores of the surface. Use of a latex modified thin-set is recommended for installation.



7834 C.F. Hawn Freeway,
Dallas, Texas 75217 | 1.800.933.TILE

To view the complete collection of
Daltile® products and information,
visit our website at daltile.com.

