



MOSAIC

DECORATIVE

LUCENT SKIES™

GLASS & ALUMINUM

 daltile®  
IMAGINE WHAT'S POSSIBLE™

DECORATIVE

# LUCENT SKIES™

GLASS & ALUMINUM

## Peer Out Into The Horizon

Inspired by the sky's ever-changing movements and colors, Lucent Skies™ brings transcendent beauty to wall design. An opalescent color palette sparkles effortlessly in the light, captivating with a stacked mosaic design. When your wall needs to capture the eye and spirit, Lucent Skies delivers celestial, timeless beauty.

- EFFORTLESS DESIGN
  - Featured in five shimmering color blends
  - Mosaics are crafted from frosted and polished glass and brushed aluminum
  - Can be cut into strips for exciting borders and decorative accents
- MADE TO LAST
  - Aluminum is treated with water-protectant coating, made for wet applications
  - Suitable for shower walls and tub surrounds

### MOSAIC

#### USAGE



FLOOR



WALL



COUNTERTOP



SHOWER FLOOR



EXTERIOR FLOOR



STEPWISE™



TRU-EDGE™



MADE IN THE U.S.A.



LARGE FORMAT



MOSAIC/DECO



ENCAUSTIC



TERRAZZO



PAVER



CUSTOMIZE



FLEXFIT™



Mx™

LOW HIGH

SEE CHARTS FOR FULL PRODUCT DETAILS

### SPECIAL FEATURES


Cover and above photos feature Lucent Skies™ Sunlit Dawn 3/8 x 4 mosaic on the wall.

SIZES:



FINISHES: SATIN | GLOSSY

3/8 x 4 MOSAIC




CELESTIAL WINTER LS08



SUNLIT DAWN LS09



NIGHTFALL LUSTER LS10



TWILIGHT GLEAM LS11



CRIMSON DUSK LS12



WATERPROOF



STAINPROOF



SCRATCH-RESISTANT\*  
\*Applicable to products with Matte and Textured Finishes



FIRE-RESISTANT\*  
\*Not Applicable to Mesh-Mounted Mosaics




CLIMATEPRO™



SIMPLICLEAN™

## SIZES

	Thickness	Sq. Ft./ Carton	Pieces/ Carton
 3/8 x 4 Mosaic (Mesh-mounted on 12" x 12" Sheet) (12-1/8" x 11-7/8" Sheet) (30.87 cm x 30.16 cm Sheet)	5/16"	11.00	11

## APPLICATIONS


	Target DCOF wet	Suitable
Dry & Level – Interior Floor	N/A	
Wet & Level – Interior Floor	≥ 0.42	
Shower Floors (Residential or Light Commercial)	≥ 0.42	
Exterior Floor Applications (including pool decking & other wet areas with minimal footwear)	≥ 0.60	
Ramps & Inclines	≥ 0.65	
Walls/Backsplashes	N/A	✓
Countertops	N/A	
Pool Linings	N/A	

A DCOF value of ≥0.42 is the standard for tiles specified for level interior spaces expected to be walked upon when wet, as stated in ANSI A137.1-A326.3. For more information about DCOF and the DCOF AcuTest™, visit [daltille.com/DCOF](http://daltille.com/DCOF).

## APPLICATION NOTES:

Suitable for exterior applications in freezing and non-freezing climates, when proper installation methods are followed.

## INSTALLATION

Grout Joint Recommendation	Shade Variation
1/8" Approximately	 Random (V4)

## PERFORMANCE CHARACTERISTICS

	ASTM#	Result
Water Absorption	C373	< 0.5%
Breaking Strength	C648	> 100 lbs
Scratch Hardness	MOHS	4.0
Chemical Resistance	C650	Resistant

For additional information on test results, visit us at: [daltille.com/information/TestResults](http://daltille.com/information/TestResults).

## NOTES

Strong random shading enhances the natural beauty of this product. To achieve optimal results, tile should be selected from multiple cartons and shading arrangement planned prior to installation.

Since there are variations in all glass products, tile and trim supplied for your particular installation may not match these samples. Final color selection should be made from actual tiles and trim and not from tile samples or color reproductions. Manufactured in accordance with ANSI A137.2 standards.

For additional information refer to "Factors to Consider" at [daltille.com/Factors](http://daltille.com/Factors).


**PRE-CONSUMER  
RECYCLED MATERIALS**

All or select items within this series meet the requirements for these qualifications. For more information, visit [daltille.com](http://daltille.com).