



MARBLE LOOK

MARBLE ATTACHÉ™ LAVISH

COLORBODY™ PORCELAIN



 **daltile**®
IMAGINE WHAT'S POSSIBLE™

MARBLE ATTACHÉ™ LAVISH

COLORBODY™ PORCELAIN

Live A Lavish Lifestyle

Add luxury to your life with Marble Attaché™ Lavish. This collection will lure you in with its impressive, marble-look color palette and large-format size selections. Fall in love with the extravagant elegance of Marble Attaché™ Lavish.

- MODERN, MARBLE LOOK
 - The lush look of marble and its detailed veining is created with Reveal Imaging® Technology
 - Large-format sizes offered in 24 x 48, 24 x 24, and 12 x 24
- FROM ADORN TO ADORE
 - Embellish designs with the Chevron Mosaic and Deco Tile
 - 2 x 2 Mosaic in matte finish suitable for shower floors in residential and light commercial settings

MARBLE
LOOK

USAGE



FLOOR



WALL



COUNTERTOP



SHOWER
FLOOR



EXTERIOR
FLOOR



STEPWISE™



TRU-EDGE™



MADE IN
THE U.S.A.



LARGE
FORMAT



MOSAIC/
DECO



ENCAUSTIC



TERRAZZO



PAVER



CUSTOMIZE



FLEXFIT™



PC

LOW HIGH

SPECIAL FEATURES

NOT APPLICABLE
FOR ALL PRODUCTS
IN THIS SERIES. SEE
CHARTS FOR FULL
PRODUCT DETAILS.

Cover photo features Marble Attaché™ Lavish 24 x 48 Diamond Carrara on the floor & fireplace and 12 x 24 Moderna Deco on fireplace inset.
Above photo features Marble Attaché™ Lavish 24 x 24 Stellar Grey on the floor.

SIZES:



FINISHES: MATTE | SATIN | POLISHED

COLOR PALETTE




GOLDEN REVERIE



DIAMOND CARRARA



PEARL ARABESQUE




STELLAR GREY

FLOOR TILE



GOLDEN REVERIE MA71



DIAMOND CARRARA MA70



PEARL ARABESQUE MA72




STELLAR GREY MA73

CHEVRON MOSAIC – POLISHED ONLY




GOLDEN REVERIE MA71



DIAMOND CARRARA MA70



PEARL ARABESQUE MA72



STELLAR GREY MA73

DECO TILE – POLISHED ONLY



MODERNA DECO MA74




ENTRANCED DECO MA75

2 x 2 MOSAIC – MATTE ONLY




DIAMOND CARRARA MA70



GOLDEN REVERIE MA71



PEARL ARABESQUE MA72



STELLAR GREY MA73



SLIP RESISTANT



WATERPROOF



STAINPROOF



DENTPROOF



SCRATCH-RESISTANT*
*Applicable to products with Matte and Textured Finishes



FIRE-RESISTANT*
*Not Applicable to Mesh-Mounted Mosaics



CLIMATEPRO™



SIMPLICLEAN™








VISIT THE WHY TILE PAGE AT WWW.DAL TILE.COM FOR A COMPLETE LIST OF QUALIFICATIONS AND EXCLUSIONS.

MARBLE ATTACHÉ™ LAVISH

COLORBODY™ PORCELAIN

MARBLE LOOK

SIZES

			Thickness	Sq. Ft./ Carton	Pieces/ Carton
	24 x 48 Floor Tile	(23-3/8" x 46-7/8") (59.44 cm x 119.20 cm)	5/16"	15.50	2
	24 x 24 Floor Tile	(23-3/8" x 23-3/8") (59.44 cm x 59.44 cm)	5/16"	15.20	4
	24 x 24 Deco Tile (Polished Only)	(23-3/8" x 23-3/8") (59.44 cm x 59.44 cm)	5/16"	15.20	4
	12 x 24 Floor Tile	(11-5/8" x 23-3/8") (29.56 cm x 59.44 cm)	5/16"	17.01	9
	12 x 24 Deco Tile (Polished Only)	(11-5/8" x 23-3/8") (29.56 cm x 59.44 cm)	5/16"	17.01	9
	Chevron Mosaic (Polished Only) Mesh-Mounted	(7-7/16" x 14-7/16" Sheet) (18.92 cm x 36.67 cm Sheet)	5/16"	5.63	10
	2 x 2 Mosaic (Matte Only) Mesh-Mounted	(11-3/4" x 11-3/4" Sheet) (29.85 cm x 29.85 cm Sheet)	5/16"	10.00	10

APPLICATIONS

	Target DCOF wet	Suitable
Dry & Level – Interior Floor	N/A	✓
Wet & Level – Interior Floor	≥ 0.42	✓*
Shower Floors (Residential or Light Commercial)	≥ 0.42	✓**
Exterior Floor Applications (including patios, pool decking & other wet areas with minimal footwear)	≥ 0.60	
Ramps & Inclines	≥ 0.65	
Walls/Backsplashes	N/A	✓
Countertops	N/A	✓
Pool Linings	N/A	✓**

A DCOF value of ≥0.42 is the standard for tiles specified for level interior spaces expected to be walked upon when wet, as stated in ANSI A137.1-A326.3. For more information about DCOF and the DCOF AcuTest™, visit daltile.com/DCOF.

APPLICATION NOTES:

Suitable for exterior applications (provided it is noted as suitable in the applications chart above) in freezing and non-freezing climates, when proper installation methods are followed.

* Matte finish only

** Mosaic tile only


 **PRE-CONSUMER RECYCLED MATERIALS**

 **MADE IN THE U.S.A.**

 **REVEAL IMAGING®**

All or select items within this series meet the requirements for these qualifications. For more information, visit daltile.com.

TRIM

Type	Number	Size	Pieces/ Carton
 Bullnose	S43F9	3 x 24	10

INSTALLATION

Grout Joint Recommendation

Shade Variation

Floor: 1/8" (3/16" when installing tile with a length 15" or greater in a staggered brick-joint pattern; overlap should not exceed 33%.)



Mosaic: 1/8"

PERFORMANCE CHARACTERISTICS

	ASTM#	Satin & Polished Result	Matte Result
Water Absorption	C373	< 0.5%	< 0.5%
Breaking Strength	C648	> 275 lbs	> 275 lbs
Scratch Hardness	MOHS	6.0	8.0
Chemical Resistance	C650	Resistant	Resistant

For additional information on test results, visit us at: daltile.com/information/TestResults.

DURABILITY

Floor Surface Wear Resistance

1 Residential Bathrooms	3	All Residential / Light Commercial
2 All Residential Areas	④	All Residential / Commercial

NOTES

Since there are variations in all fired ceramic and natural products, tile and trim supplied for your particular installation may not match samples. Final confirmation should be made from actual tiles and trim prior to installation. Manufactured in accordance with ANSI A137.1 standards.

Not for use on ramps. Water, oil, grease, improper drainage and certain footwear can create slippery conditions. Floor applications expected to be exposed to these conditions require extra caution in product selection.

For additional information refer to "Factors to Consider" at: daltile.com/Factors.

Random visuals enhance the natural beauty of this product. To achieve optimal results, all tile should be selected from multiple cartons and shading and graphic arrangement planned prior to installation.

Special consideration needs to be given when installing tiles greater than 15 inches. Please refer to daltile.com/LargeTiles for more information.

Manufacturer Advisory: All tile is measured by the DCOF AcuTest™ method. Tiles with DCOF values <0.42 are not recommended for use in areas with wet or slippery conditions. For more information, see ANSI standard A137.1 section 6.2.2.1.10, available at www.tileusa.com.

Special care should be taken when grouting with dark pigmented colors. A grout release is recommended to prevent finely powdered pigments from lodging in the pores of the surface. Use of a latex modified thin-set is recommended for installation.

ZEROTOX
Healthy Homes | Healthy Planet

CERTIFIED PORCELAIN™
TILE
0.05% or less water absorption



LEARN MORE

7834 C.F. Hawn Freeway,
Dallas, Texas 75217 | 1.800.933.TILE

To view the complete collection of
Daltile® products and information,
visit our website at daltile.com.

daltile®
IMAGINE WHAT'S POSSIBLE™

©2022 Daltile (3/22)