



MARBLE LOOK

**MARBLE ATTACHÉ™**  
COLORBODY™ PORCELAIN



 **daltile®**  
IMAGINE WHAT'S POSSIBLE™

# MARBLE ATTACHÉ™

COLORBODY™ PORCELAIN

## Relax in Elegance with the Look of Natural Marble

Marble Attaché™ tile opens a new frontier of design possibilities. These beautiful interpretations of the finest marble curated from around the world combine the traditional colors of marble with the ease of porcelain tile. With five colors and several large-format sizes, Marble Attaché tile emulates the finest and most unique marble colors found in nature.

### • LUXURIOUS STYLES

- Unique technology delivers three finishes:matte, satin and polished
- Distinguished marble looks offered in multiple large format sizes including unique 12 x 48 planks and 24 x 48 tiles, as well as a linear hex mosaic

### • AUTHENTICITY AND VARIETY

- Inspired by beautiful interpretations of the finest marbles from around the world
- Six appealing marble colors emulate the finest found in nature

### MARBLE LOOK

#### USAGE



FLOOR



WALL



COUNTERTOP



SHOWER FLOOR



EXTERIOR FLOOR



STEPWISE™



TRU-EDGE™



MADE IN THE U.S.A.



LARGE FORMAT



MOSAIC/DECO



ENCAUSTIC



TERRAZZO



PAVER



CUSTOMIZE



FLEXFIT™



PC  
COLORBODY™ PORCELAIN



LOW HIGH

SEE CHARTS FOR FULL PRODUCT DETAILS

### SPECIAL FEATURES

Cover photo features Marble Attaché™ Calacatta 24 x 48 matte on the floor and polished on the wall. Above photo features Marble Attaché™ Turkish Skyline 24 x 48 polished on the floor and wall.

SIZES:



24 x 48  
Floor Tile



24 x 24  
Floor Tile



12 x 48  
Floor Tile



12 x 24  
Floor Tile



2 x 2  
Mosaic



2 x 5 Linear  
Hex Mosaic

FINISHES: MATTE | POLISHED | SATIN


COLOR PALETTE



CALACATTA



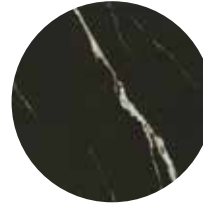
TRAVERTINE



TURKISH SKYLINE



CRUX



NERO

FLOOR TILE

AVAILABLE IN MATTE, SATIN AND POLISHED



CALACATTA MA87



TRAVERTINE MA85



TURKISH SKYLINE MA86



CRUX MA84



NERO MA83

2 x 2 MOSAIC

AVAILABLE IN MATTE ONLY




CALACATTA MA87



TRAVERTINE MA85



TURKISH SKYLINE MA86



CRUX MA84



NERO MA83

2 x 5 LINEAR HEX MOSAIC

AVAILABLE IN MATTE ONLY



CALACATTA MA87



TRAVERTINE MA85



TURKISH SKYLINE MA86



CRUX MA84



NERO MA83



SLIP RESISTANT



WATERPROOF



STAINPROOF



DENTPROOF



SCRATCH-RESISTANT<sup>1</sup>  
<sup>1</sup>Applicable to products with Matte and Textured Finishes



FIRE-RESISTANT<sup>1</sup>  
<sup>1</sup>Not Applicable to Mesh-Mounted Mosaics



CLIMATEPRO™



SIMPLICLEAN™



# MARBLE ATTACHÉ™

COLORBODY™ PORCELAIN

MARBLE LOOK

## SIZES

			Thickness	Sq. Ft./ Carton	Pieces/ Carton
	24 x 48 Floor Tile	(23-3/8" x 46-7/8") (59.44 cm x 119.20 cm)	3/8"	15.26	2
	24 x 24 Floor Tile	(23-3/8" x 23-3/8") (59.44 cm x 59.44 cm)	5/16"	15.20	4
	12 x 48 Floor Tile	(11-5/8" x 46-7/8") (29.56 cm x 119.20 cm)	5/16"	11.37	3
	12 x 24 Floor Tile	(11-5/8" x 23-3/8") (29.56 cm x 59.44 cm)	5/16"	15.12	8
	2 x 2 Mosaic ♦ (Mesh-mounted on 12" x 12" Sheet)	(11-3/4" x 11-3/4" Sheet) (29.85 cm x 29.85 cm Sheet)	5/16"	10.00	10
	2 x 5 Linear Hex Mosaic ♦ (Mesh-mounted on 12" x 12" Sheet)	(12-7/16" x 12-11/16" Sheet) (31.60 cm x 32.23 cm Sheet)	5/16"	11.00	10

♦ Available in Matte only

## APPLICATIONS

	Target DCOF wet	Suitable
Dry & Level – Interior Floor	N/A	✓
Wet & Level – Interior Floor	≥ 0.42	✓*
Shower Floors (Residential or Light Commercial)	≥ 0.42	✓**
Exterior Floor Applications (including patios, pool decking & other wet areas with minimal footwear)	≥ 0.60	
Ramps & Inclines	≥ 0.65	
Walls/Backsplashes	N/A	✓
Countertops	N/A	✓
Pool Linings	N/A	✓**

A DCOF value of ≥0.42 is the standard for tiles specified for level interior spaces expected to be walked upon when wet, as stated in ANSI A137.1-A326.3. For more information about DCOF and the DCOF AcuTest™, visit [daltile.com/DCOF](http://daltile.com/DCOF).

### APPLICATION NOTES:

Suitable for exterior applications (provided it is noted as suitable in the applications chart above) in freezing and non-freezing climates, when proper installation methods are followed.

\* Matte only

\*\* Mosaic tile only



All or select items within this series meet the requirements for these qualifications. For more information, visit [daltile.com](http://daltile.com).



LEARN MORE

7834 C.F. Hawn Freeway,  
Dallas, Texas 75217 | 1.800.933.TILE


To view the complete collection of Daltile® products and information, visit our website at [daltile.com](http://daltile.com).



IMAGINE WHAT'S POSSIBLE™

©2022 Daltile (2/22)

## TRIM

	Type	Number	Size	Pieces/ Carton
	Bullnose	S43F9	3 x 24	10

## INSTALLATION

### Grout Joint Recommendation

### Shade Variation

**Floor:** 1/8" (3/16" when multiple sizes are installed in a modular pattern, and/or when installing tile with a length 15" or greater in a staggered brick-joint pattern; overlap should not exceed 33%).



**Mosaic:** 1/8"

## PERFORMANCE CHARACTERISTICS

	ASTM#	Matte Result	Satin Result	Polished Result
Water Absorption	C373	< 0.5%	< 0.5%	< 0.5%
Breaking Strength	C648	> 275 lbs	> 275 lbs	> 275 lbs
Scratch Hardness	MOHS	8.0	6.0	5.0
Chemical Resistance	C650	Resistant	Resistant	Resistant

For additional information on test results, visit us at: [daltile.com/information/TestResults](http://daltile.com/information/TestResults).

## DURABILITY

### Floor Surface Wear Resistance

1 Residential Bathrooms	3	All Residential / Light Commercial
2 All Residential Areas	④	All Residential / Commercial

## NOTES

Since there are variations in all fired ceramic and natural products, tile and trim supplied for your particular installation may not match samples. Final confirmation should be made from actual tiles and trim prior to installation. Manufactured in accordance with ANSI A137.1 standards.

Not for use on ramps. Water, oil, grease, improper drainage and certain footwear can create slippery conditions. Floor applications expected to be exposed to these conditions require extra caution in product selection.

For additional information refer to "Factors to Consider" at: [daltile.com/Factors](http://daltile.com/Factors).

Random visuals enhance the natural beauty of this product. To achieve optimal results, all tile should be selected from multiple cartons and shading and graphic arrangement planned prior to installation.

Special consideration needs to be given when installing tiles greater than 15 inches. Please refer to [daltile.com/LargeTiles](http://daltile.com/LargeTiles) for more information.

Manufacturer Advisory: All tile is measured by the DCOF AcuTest™ method. Tiles with DCOF values <0.42 are not recommended for use in areas with wet or slippery conditions. For more information, see ANSI standard A137.1 section 6.2.2.1.10, available at [www.tileusa.com](http://www.tileusa.com).

Special care should be taken when grouting with dark pigmented colors. A grout release is recommended to prevent finely powdered pigments from lodging in the pores of the surface. Use of a latex modified thin-set is recommended for installation.