



MONOCHROMATIC
LOOK

NATURAL HUES™
ECO-BODY CERAMIC



 daltile®
IMAGINE WHAT'S POSSIBLE™

NATURAL HUES™

ECO-BODY CERAMIC

Create Personalized Designs to Meet Your Natural Style

For variety, color options, and versatility in design, no tile can outdo Natural Hues. With this tile, you can create customized murals, borders and patterns. Choose from a smooth finish or abrasive surface, depending on the look or effect desired.

• NATURAL VERSATILITY

- Available in 40 colors
- Offered in various shapes and sizes, ranging from 2 x 2 to 12 x 24
- Coordinating trim available

• DISTINCTIVE DESIGNS

- Ideal for creating customized murals, borders and patterns
- Further personalize your design by choosing between a smooth finish or abrasive surface for DCOF \geq 0.60.

MONOCHROMATIC LOOK

USAGE



FLOOR



WALL



COUNTERTOP



SHOWER FLOOR



EXTERIOR FLOOR



STEPWISE™



TRU-EDGE™



MADE IN THE U.S.A.



LARGE FORMAT



MOSAIC/DECO



ENCAUSTIC



TERRAZZO



PAVER



CUSTOMIZE



FLEXFIT™



C.G. GLAZO GROUP

LOW HIGH

NOT APPLICABLE FOR ALL PRODUCTS IN THIS SERIES. SEE CHARTS FOR FULL PRODUCT DETAILS.

Cover photo features Natural Hues™ Pearl White on the floor and wall.
Above photo features Natural Hues™ Black hex on the wall and bathtub and Exhibition™ Grey on the floor.

SIZES:



FINISHES: MATTE | GLOSSY

FLOOR TILE



CARNATION GLOSS
QH48* (2)



PEARL WHITE
QH63 (2)



LACE GLOSS
QH83*(1)




FRECKLES
QH36** (1)



CARRARA
QH33 (2)



IVORY
QH24 (1)



ALMOND
QH02 (1)



BURLAP
QH10 (1)



BIRCH GLOSS
QH84*(1)



MUSHROOM
QH16 (1)



DAISY
QH97 (2)



DIJON
QH73 (2)



ORANGE POPPY
GLOSS QH95*(2)



MANGO
QH71 (2)



SAFFRON
QH09 (2)



TUSCANY
QH74 (2)



KIRSH
QH14 (2)



VALENTINE GLOSS
QH13* (2)



BURGUNDY
QH47 (2)



RAIN
QH22 (1)



KIWI
QH30 (1)



FERN
QH80 (2)



SPRING GREEN
QH29 (1)



IRELAND
QH34 (1)



ARTICHOKE
QH12 (1)



MIST
QH15 (1)



CLOUD
QH32 (1)



GRAPE
QH54 (2)



ICEBERG
QH82 (1)



STARLIGHT
QH68 (1)

All colors available with abrasive content upon request.

** Recommended for walls only. May exhibit crazing.

** Texture/Surface pits are inherent properties of the glaze used to produce this speckled visual.

(1) and (2) indicate price group, (1) being the least expensive.

(Colors continued on next page)



SLIP RESISTANT



STAINPROOF



DENTPROOF



SCRATCH-RESISTANT*
*Applicable to products with Matte and Textured Finishes



FIRE-RESISTANT



INDOOR/OUTDOOR



SIMPLICLEAN™


NATURAL HUES™

ECO-BODY CERAMIC

MONOCHROMATIC LOOK

SPECIAL ORDER

FLOOR TILE



AZURE
QH44 (2)




AEGEAN
QH41 (1)



ATLANTIS
QH43 (2)




PACIFIC
QH61 (2)



BLUEBERRY
QH46 (2)



MIDNIGHT BLUE
QH57 (2)



REAL TEAL
QH66 (2)



RAVEN GLOSS
QH65* (2)



PEPPER
QH35 (1)



BLACK
QH45 (1)

All colors available with abrasive content upon request.
*Recommended for walls only.
May exhibit crazing.
(1) and (2) indicate price group, (1) being the least expensive.

VISION ON NATURAL HUES™

Patterns offered in Core Program: (SHOWN IN PEARL WHITE QH63)



ARROWS



CHECKERS



CHEVRON



CROSSING



CUBE



HONEYCOMB



PETALS



STEEL



2 STRIPES

Vision available in 8 x 8 and 12 x 12 only. Specify Natural Hues Color # and Vision Pattern.
Vision custom printed patterns available upon request. Minimum order 300 sq ft.

SIZES

			Thickness	Sq. Ft./ Carton	Pieces/ Carton
	12 x 24 Floor Tile*	(11-13/16" x 23-13/16") (30.00 cm x 60.50 cm)	5/16"	16.00	8
	12 x 12 Floor Tile	(11-13/16" x 11-13/16") (30.00 cm x 30.00 cm)	5/16"	15.00	15
	6 x 12 Floor Tile	(5-3/4" x 11-13/16") (14.60 cm x 30.00 cm)	5/16"	9.00	18
	3 x 9 Floor Tile	(2-13/16" x 8-13/16") (7.10 cm x 22.40 cm)	5/16"	6.75	36
	8 x 8 Floor Tile	(7-13/16" x 7-13/16") (19.90 cm x 19.90 cm)	5/16"	12.00	27
	8" Hex Floor Tile	(8-5/8" x 7-1/2") (21.90 cm x 19.10 cm)	5/16"	9.00	27
	4 x 8 Floor Tile	(3-13/16" x 7-13/16") (9.60 cm x 19.90 cm)	5/16"	12.00	54
	2 x 8 Floor Tile	(1-7/8" x 7-13/16") (4.80 cm x 19.90 cm)	5/16"	12.00	108
	6 x 6 Floor Tile	(5-3/4" x 5-3/4") (14.60 cm x 14.60 cm)	5/16"	11.00	44
	3 x 6 Floor Tile	(2-13/16" x 5-13/16") (7.10 cm x 14.80 cm)	5/16"	11.00	88
	4 x 4 Floor Tile*	(3-13/16" x 3-13/16") (9.70 cm x 9.70 cm)	5/16"	12.00	108
	2 x 2 Floor Tile*	(1-7/8" x 1-7/8") (4.80 cm x 4.80 cm)	5/16"	11.00	396
	3 x 9 Oval Wall Tile	(2-13/16" x 8-13/16") (7.10 cm x 22.40 cm)	5/16"	4.88	26
	3 x 6 x 8 EL Hex Floor Tile	(3" x 5-7/8" x 7-7/8") (7.60 cm x 14.90 cm x 20.00 cm)	5/16"	12.00	48

Vision available in 8 x 8 and 12 x 12 only.

* Recommended for floor only

* Sizes available sheet-mounted and in custom patterns upon request.
All colors are available with abrasive surface upon request.

APPLICATIONS

	Target DCOF Wet	Suitable
Dry & Level – Interior Floor	N/A	✓
Wet & Level – Interior Floor	≥ 0.42	✓*
Shower Floors (Residential or Light Commercial)	≥ 0.42	✓**
Exterior Floor Applications (including patios, pool decking & other wet areas with minimal footwear)	≥ 0.60	✓*
Ramps & Inclines	≥ 0.65	
Walls/Backsplashes	N/A	✓
Countertops	N/A	✓
Pool Linings	N/A	✓***

A DCOF value of ≥0.42 is the standard for tiles specified for level interior spaces expected to be walked upon when wet, as stated in ANSI A1371-A326.3. For more information about DCOF and the DCOF AcuTest™, visit daltille.com/DCOF.

APPLICATION NOTES:

Suitable for exterior applications (provided it is noted as suitable in the applications chart above) in freezing and non-freezing climates, when proper installation methods are followed.

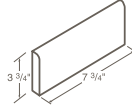
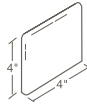


Gloss colors in all shapes and 3 x 9 Oval in all colors are recommended for wall applications only.

* Abrasive surface only

** 2 x 2 size only




*** 2 x 2, 4 x 4, 3 x 6 and 6 x 6 only

TRIM

	Number	Size	Number	Size
Surface Bullnose Runners 	Q1225	2 x 2	Q1445	4 x 4
	Q1285	2 x 8	Q1485	4 x 8
	Q1825	8 x 2	Q1845	8 x 4
	Q1365	3 x 6	Q1665	6 x 6
	Q1635	6 x 3	Q1885	8 x 8
	Q1395	3 x 9	Q11265	12 x 6
Q1935	9 x 3	Q16125	6 x 12	
Q1485 Illustrated				
Surface Bullnose Corners 	QC1225	2 x 2	QC1445	4 x 4
	QCR-L1285	2 x 8	QCR-L1485	4 x 8
	QCR-L1365	3 x 6	QC1665	6 x 6
	QCR-L1395	3 x 9	QC1885	8 x 8
			QCR-L11265	12 x 6
		QCR-L1395 Oval	3 x 9	
QC1445 Illustrated				
Cove Base Flat Top 	Q3666	5 x 6		
	Q3686	5 x 8		
	Q36126	5 x 12		
Q3666 Illustrated				
Cove Base Round Top 	Q3665	6 x 6		
	Q3685	6 x 8		
	Q36125	6 x 12		
Q3665 Illustrated				

Left and Right Corners are also available for most bullnose and cove base items.

CORNER TRIM

Outside Corners	Quarter Round	Quarter Cove
		
QC3666 6" Flat Top	QC3665 6" Round Top	Q106 (6")
		Q107 (6")

NATURAL HUES™


ECO-BODY CERAMIC

MONOCHROMATIC LOOK

NATURAL HUES

	Munsell	LRV Illuminate-OBS: F02-02 (CWF)
QH02	9.3YR 8.3/1.6	66.58
QH09	9.4R 5.8/11/3	58.70
QH10	2.5Y 7.3/1.5	48.08
QH12	3.7GY 5.7/1.9	58.25
QH13	5.1R 4.0/9.3	40.13
QH14	4.8R 4.2/9.7	42.71
QH15	4.4GY 7.2/0.4	45.76
QH16	1.1Y 5.9/1.5	29.42
QH22	6.8G 7.2/1.2	73.39
QH24	7.7Y 8.5/0.9	68.60
QH29	2.0G 4.7/4.4	15.85
QH30	4.1GY 7.3/6.8	47.64
QH32	0.6B 3.9/0.4	11.10
QH33	5.2Y 8.8/0.9	75.91
QH34	8.5BG 5.4/1.2	55.93
QH35	0.6B 3.9/0.4	11.10
QH36	6.2Y 8.7/0.8	87.76
QH41	3.7B 5.5/4.4	22.91
QH43	3.5PB 4.0/4.1	11.11
QH44	2.7PB 5.5/6.2	23.30
QH45	0.9RP 2.8/0.2	5.76
QH46	7.3PB 3.1/4.3	6.62
QH47	1.5R 3.3/3.3	8.06
QH48	8.8Y 8.9/0.1	76.15
QH54	5.2P 3.7/2.3	9.81
QH57	7.5PB 3.1/1.2	7.02
QH61	0.4PB 3.7/4.3	8.67
QH63	0.3GY 9.2/0.2	82.66
QH65	2.8RP 2.6/0.1	4.87
QH66	6.6B 3.8/2.9	9.81
QH68	8.7B 5.2/3.4	20.33
QH71	2.9YR 5.9/8.1	30.96
QH73	9.0YR 6.7/7.5	41.20
QH74	1.2YR 4.4/6.0	15.69
QH80	5.7GY 6.4/5.9	34.39
QH82	9.7B 6.9/2.6	40.43
QH83	8.2Y 8.8/0.7	75.38
QH84	1.7Y 7.3/1.6	48.64
QH95	8.8R 5.6/12.1	27.26
QH97	2.6Y 7.8/9.2	59.27

INSTALLATION

Grout Joint Recommendation	Shade Variation
<p>Floor: 1/4" (grout joint may be adjusted depending on project and tile size; overlap should not exceed 33% when installing tile with a length 15" or greater in a staggered brick-joint pattern.)</p> <p>Mosaic: 1/8"</p>	 Medium (V2)

PERFORMANCE CHARACTERISTICS

	ASTM#	Result
Water Absorption	C373	< 6.0%
Breaking Strength	C648	> 250 lbs
Scratch Hardness	MOHS	5.0 - 7.0
Chemical Resistance	C650	Resistant

For additional information on test results, visit us at: daltile.com/information/TestResults.

DURABILITY

Floor Surface Wear Resistance		
1 Residential Bathrooms	3	All Residential / Light Commercial
2 All Residential Areas	4	All Residential / Commercial

NOTES

Since there are variations in all fired ceramic and natural products, tile and trim supplied for your particular installation may not match samples. Final confirmation should be made from actual tiles and trim prior to installation. Manufactured in accordance with ANSI A137.1 standards.

Not for use on ramps. Water, oil, grease, improper drainage and certain footwear can create slippery conditions. Floor applications expected to be exposed to these conditions require extra caution in product selection.

For additional information refer to "Factors to Consider" at: daltile.com/Factors.

Special consideration needs to be given when installing tiles greater than 15 inches. Please refer to daltile.com/LargeTiles for more information.



All or select items within this series meet the requirements for these qualifications. For more information, visit daltile.com.



7834 C.F. Hawn Freeway,
Dallas, Texas 75217 | 1.800.933.TILE

To view the complete collection of Daltile® products and information, visit our website at daltile.com.

