



STONE LOOK

RHETORIC™

GLAZED PORCELAIN FLOOR & GLAZED CERAMIC WALL & MOSAIC

 daltile®
IMAGINE WHAT'S POSSIBLE™

RHETORIC™

GLAZED PORCELAIN FLOOR & GLAZED CERAMIC WALL & MOSAIC

Impressive Style

Master the art of persuasive design with Rhetoric™. The soft look of aged limestone will add a calming, warm feeling and will leave a lasting impression. Rhetoric™ is designed to have an impressive effect in any space.

- CONTEMPORARY COLLECTION
 - Neutral color palette with white, beige and grey selections
 - Large-format size offered in 12 x 24
- MOSAICS & MORE
 - 2" Octagon & 1" Dot mosaic with unique patterns
 - 8 x 24 wall tile is available in flat and linear textures
 - Made in the USA

STONE
LOOK

USAGE



FLOOR



WALL



COUNTERTOP



SHOWER
FLOOR



EXTERIOR
FLOOR



STEPWISE™



TRU-EDGE™



MADE IN
THE U.S.A.



LARGE
FORMAT



MOSAIC/
DECO



ENCAUSTIC



TERRAZZO



PAVER



CUSTOMIZE



FLEXFIT™



SEE CHARTS FOR FULL
PRODUCT DETAILS

SPECIAL FEATURES

Cover photo features Rhetoric™ Eloquent Grey 12 x 24 on the floor Lavalieri™ Chain Link Mosaic on the walls & ONE Quartz Surfaces® Carrara Capezio on the countertops. Above photo features Rhetoric™ Eloquent Grey 12 x 24 and Eloquent Grey Octagon and Dot mosaic on the backsplash.

SIZES:



12 x 24
Floor Tile




8 x 24
Wall Tile
Flat & Odyssey



2" Octagon with
1" Dot Mosaic

FINISHES: MATTE

COLOR PALETTE




ARISTOTLE WHITE



PHILOSOPHER BEIGE



ELOQUENT GREY



COMPOSITION GREY

FLOOR TILE



ARISTOTLE WHITE RT05



PHILOSOPHER BEIGE RT06



ELOQUENT GREY RT07



COMPOSITION GREY RT08

WALL TILE – ODYSSEY



ARISTOTLE WHITE RT05



PHILOSOPHER BEIGE RT06




ELOQUENT GREY RT07



COMPOSITION GREY RT08


WALL TILE – FLAT




ARISTOTLE WHITE RT05



PHILOSOPHER BEIGE RT06



ELOQUENT GREY RT07




COMPOSITION GREY RT08

2" OCTAGON AND 1" DOT CERAMIC MOSAIC*



ARISTOTLE WHITE RT10



PHILOSOPHER BEIGE RT11



ELOQUENT GREY RT12



COMPOSITION GREY RT13

* 1 x 1 Dot is TR22 Espresso from Trellis Oak



SLIP RESISTANT



WATERPROOF



STAINPROOF



DENTPROOF



SCRATCH-RESISTANT



FIRE-RESISTANT



CLIMATEPRO™






SIMPLICLEAN™

RHETORIC™

GLAZED PORCELAIN FLOOR & GLAZED CERAMIC WALL & MOSAIC

STONE LOOK

SIZES

			Thickness	Sq. Ft./ Carton	Pieces/ Carton
	12 x 24 Floor Tile	(11-13/16" x 23-13/16") (30.00 cm x 60.48 cm)	5/16"	17.60	9
	8 x 24 Wall Tile Flat & Odyssey	(7-3/4" x 23-3/4") (19.75 cm x 60.42 cm)	3/8"	12.80	10
	2" Octagon with 1" Dot Mosaic (Dot-mounted)	(12" x 12" Sheet) (30.48 cm x 30.48 cm Sheet)	1/4"	10.00	10

APPLICATIONS

	Target DCOF wet	Suitable
Dry & Level – Interior Floor	N/A	✓*
Wet & Level – Interior Floor	≥ 0.42	✓*
Shower Floors (Residential or Light Commercial)	≥ 0.42	✓**
Exterior Floor Applications (including patios, pool decking & other wet areas with minimal footwear)	≥ 0.60	
Ramps & Inclines	≥ 0.65	
Walls/Backsplashes	N/A	✓
Countertops	N/A	✓*
Pool Linings	N/A	✓**

A DCOF value of ≥0.42 is the standard for tiles specified for level interior spaces expected to be walked upon when wet, as stated in ANSI A137.1-A326.3. For more information about DCOF and the DCOF AcuTest™, visit daltile.com/DCOF.

APPLICATION NOTES:



Floor tile suitable for exterior applications (provided it is noted as suitable in the applications chart above) in freezing and non-freezing climates, when proper installation methods are followed.

Wall tile and mosaic suitable for exterior applications (provided it is noted as suitable in the applications chart above) in non-freezing climates, when proper installation methods are followed.


* Floor and Mosaic only

** Mosaic tile only

TRIM

Type	Number	Size	Pieces per Carton
 Floor Bullnose	P43C9	3 x 12	30
 12" Jolly	S1/212J	1/2 x 11-15/16	12

INSTALLATION

Grout Joint Recommendation	Shade Variation
Floor: 3/16" (Overlap should not exceed 33% when installing tile with a length 15" or greater in a staggered brick-joint pattern.)	 High (V3)
Wall: 1/16" (1/8" when rectangular size is installed in a staggered brick-joint pattern; overlap should not exceed 33%.)	
Mosaic: 1/8"	

PERFORMANCE CHARACTERISTICS

	ASTM#	Floor Result	Wall Result	Mosaic Result
Water Absorption	C373	< 0.5%	< 20.0%	< 3.0%
Breaking Strength	C648	> 275 lbs	120-230 lbs	> 250 lbs
Scratch Hardness	MOHS	8.0	4.0-6.0	8.0
Chemical Resistance	C650	Resistant	Resistant	Resistant
Abrasion Resistance	C1027	4	N/A	4

For additional information on test results, visit us at: daltile.com/information/TestResults.

NOTES

Since there are variations in all fired ceramic and natural products, tile and trim supplied for your particular installation may not match samples. Final confirmation should be made from actual tiles and trim prior to installation. Manufactured in accordance with ANSI A137.1 standards.

Not for use on ramps. Water, oil, grease, improper drainage and certain footwear can create slippery conditions. Floor applications expected to be exposed to these conditions require extra caution in product selection.

For additional information refer to "Factors to Consider" at: daltile.com/Factors.

Special consideration needs to be given when installing tiles greater than 15 inches. Please refer to daltile.com/LargeTiles for more information.

Use of a latex modified thin-set is recommended for installation. For more information, visit daltile.com.

 **POST-CONSUMER RECYCLED MATERIALS**

 **PRE-CONSUMER RECYCLED MATERIALS**

 **MADE IN THE U.S.A.**

 **REVEAL IMAGING®**

All or select items within this series meet the requirements for these qualifications. For more product information, visit daltile.com.

ZEROTOX
Healthy Homes | Healthy Planet

CERTIFIED PORCELAIN™
TILE
0.05% or less water absorption



7834 C.F. Hawn Freeway,
Dallas, Texas 75217 | 1.800.933.TILE

To view the complete collection of Daltile® products and information, visit our website at daltile.com.

daltile®
IMAGINE WHAT'S POSSIBLE™
©2022 Daltile (2/22)