



MARBLE LOOK

FLOOR | WALL

RIVER MARBLE™

COLORBODY™ PORCELAIN

 **daltile®**
IMAGINE WHAT'S POSSIBLE™

FLOOR | WALL

RIVER MARBLE™

COLORBODY™ PORCELAIN

Be Inspired by the Fluid Movement of River Marble™

Create a lasting impression with the flowing visual impact offered by River Marble. Intricate veining and organic color palette resemble rich, luxurious marble, but offer the practicality of a porcelain tile. It's available in your choice of matte or polished finish stone-look tile.

• BEAUTIFUL DESIGN

- Captivating marble look with intricate details that project a strong, traditional visual
- Available in four nature-inspired colors and plank and rectangular sizes
- Matte and polished surfaces inspire a variety of design opportunities

• PERFECT FOR ANY SPACE

- Creates a unique look in any space – from large open areas to luxurious bathrooms and entryways
- Affordable, high-end stone look

MARBLE LOOK

USAGE



FLOOR



WALL



COUNTERTOP



SHOWER FLOOR



EXTERIOR FLOOR



STEPWISE™



TRU-EDGE™



MADE IN THE U.S.A.



LARGE FORMAT



MOSAIC/DECO



ENCAUSTIC



TERRAZZO



PAVER



CUSTOMIZE



FLEXFIT™



PC
POLISHED PORCELAIN



LOW HIGH

SEE CHARTS FOR FULL PRODUCT DETAILS

SPECIAL FEATURES

Above and cover photos feature Sandy Flats 12 x 24 on the floor.

SIZES:




FINISHES: MATTE | POLISHED


COLOR PALETTE




RIVER RAPIDS



SANDY FLATS



SILVER SPRINGS




SMOKY RIVER

COLORBODY™ PORCELAIN FLOOR TILE




RIVER RAPIDS RM90



SANDY FLATS RM91



SILVER SPRINGS RM92



SMOKY RIVER RM94



SLIP RESISTANT



WATERPROOF



STAINPROOF



DENTPROOF



SCRATCH-RESISTANT™
*Applicable to products with Matte and Textured Finishes



FIRE-RESISTANT



CLIMATEPRO™





SIMPLICLEAN™

RIVER MARBLE™

COLORBODY™ PORCELAIN

MARBLE LOOK

SIZES

			Thickness	Sq. Ft./ Carton	Pieces/ Carton
	12 x 24 Floor Tile	(11-5/8" x 23-3/8") (29.56 cm x 59.44 cm)	3/8"	15.12	8
	6 x 24 Floor Tile	(5-3/4" x 23-3/8") (14.62 cm x 59.44 cm)	3/8"	10.67	11

All sizes available in both matte and polished surfaces.

APPLICATIONS

	Target DCOF wet	Suitable
Dry & Level – Interior Floor	N/A	✓
Wet & Level – Interior Floor	≥ 0.42	✓*
Shower Floors (Residential or Light Commercial)	≥ 0.42	
Exterior Floor Applications (including pool decking & other wet areas with minimal footwear)	≥ 0.60	
Ramps & Inclines	≥ 0.65	
Walls/Backsplashes	N/A	✓
Countertops	N/A	✓
Pool Linings	N/A	

A DCOF value of ≥0.42 is the standard for tiles specified for level interior spaces expected to be walked upon when wet, as stated in ANSI A137.1-A326.3. For more information about DCOF and the DCOF AcuTest™, visit daltille.com/DCOF.

APPLICATION NOTES:




Suitable for exterior applications in freezing and non-freezing climates when proper installation methods are followed.

* Matte surface only



All or select items within this series meet the requirements for these qualifications. For more information, visit daltille.com.

TRIM

	Type	Number	Size	Pieces/ Carton
	Bullnose (Polished & Matte)	S-43C9	3 x 12	30
	Cove Base	P-36C9T	6 x 12	22
	Cove Base Outcorner	PC-36C9T	1 x 6	15

Cove base trim is intended to coordinate with floor tile in the standard 90-degree installation position.

Cove base and cove corner trim are suitable for non-freezing climates only.

INSTALLATION

Grout Joint Recommendation

Shade Variation

1/8" (3/16" when multiple sizes are installed in a modular pattern, and/or when installing tile with a length 15" or greater in a staggered brick-joint pattern; overlap should not exceed 33%.)



PERFORMANCE CHARACTERISTICS

	ASTM#	Result
Water Absorption	C373	< 0.5%
Breaking Strength	C648	> 275 lbs.
Scratch Hardness	MOHS	8.0 (Matte) 5.0 (Polished)
Chemical Resistance	C650	Resistant

For additional information on test results, visit us at: daltille.com/information/TestResults.

DURABILITY

Floor Surface Wear Resistance

1	Residential Bathrooms	3	All Residential / Light Commercial
2	All Residential Areas	④	All Residential / Commercial

NOTES

Since there are variations in all fired products, tile and trim supplied for your particular installation may not match these samples. Final color selection should be made from actual tiles and trim and not from tile samples or color reproductions. Manufactured in accordance with ANSI A137.1 standards.

Not for use on ramps. Water, oil, grease, improper drainage and certain footwear can create slippery conditions. Floor applications expected to be exposed to these conditions require extra caution in product selection.

For additional information refer to "Factors to Consider" at daltille.com/Factors. Random visuals enhance the natural beauty of this product. To achieve optimal results, all tile should be selected from multiple cartons and shading and graphic arrangement planned prior to installation.

Special consideration needs to be given when installing tiles greater than 15 inches. Please refer to daltille.com/LargeTiles for more information.

Manufacturer Advisory: All tile is measured by the DCOF AcuTest™ method. Tiles with DCOF values <0.42 are not recommended for use in areas with wet or slippery conditions. For more information, see ANSI standard A137.1 section 6.2.2.1.10, available at www.tileusa.com.

Special care should be taken when grouting with dark pigmented colors. A grout release is recommended to prevent finely powdered pigments from lodging in the pores of the surface. Use of a latex modified thin-set is recommended for installation.