

TRAVERTINE

FINISHES: POLISHED | HONED | TEXTURED

NATURAL STONE

USAGE

-  FLOOR
-  WALL
-  COUNTERTOP
-  SHOWER FLOOR
-  EXTERIOR FLOOR

STEPWISE™

TRU-EDGE™

MADE IN THE U.S.A.

LARGE FORMAT

MOSAIC/DECO

ENCAUSTIC

TERRAZZO

PAVER

CUSTOMIZE

FLEXFIT™



LOW HIGH

NOT APPLICABLE FOR ALL PRODUCTS IN THIS SERIES. SEE CHARTS FOR FULL PRODUCT DETAILS.

TORREON T711



TORREON T711
12" x 24" 16" x 16" & 12" x 12" – Honed

SLAB



TORREON T711
1-1/4" (3 cm) & 3/4" (2 cm) – Honed
1-1/4" (3 cm) & 3/4" (2 cm) (Vein-cut) – Polished | Honed



TORREON T711
1/2" x 12" Petite Pencil Rail – Honed



TORREON T711
8" x 36" (Vein-cut) – Honed *
12" x 12" (Vein-cut) – Polished
12" x 24" (Vein-cut) – Honed



TORREON T711
2" x 2" Mosaic – Honed*



TORREON T711
4" x 4" – Tumbled*



TORREON T711
3" x 6" – Honed*



TORREON T711
3" x 6" – Tumbled*




TORREON T711
1" x 2" Split Face Mosaic
(12" x 12" Sheet)

* All sizes are sold separately.

TRAVERTINE

DURANGO T714



DURANGO T714
16" x 16" & 12" x 12" – Honed

MEDITERRANEAN IVORY T730



MEDITERRANEAN IVORY T730
24" x 24", 12" x 24", 18" x 18" & 12" x 12" – Honed



MEDITERRANEAN IVORY T730
1/2" x 12" Petite Pencil Rail – Honed



MEDITERRANEAN IVORY T730
1" x 2" Split Face
(12" x 12" Sheet)



MEDITERRANEAN IVORY T730
16" x 16", 12" x 12", & 4" x 4"
– Tumbled*



MEDITERRANEAN IVORY T730
3" x 6" – Honed*



MEDITERRANEAN IVORY T730
3" x 6" – Tumbled*

* All sizes are sold separately.

TURCO CLASSICO T324




TURCO CLASSICO T324
18" x 18" & 12" x 12" – Honed



TURCO CLASSICO T324
1" x 1-7/8" and 3/8" x 3/8" Dots
Basketweave Mosaic – Honed
(12-3/4" x 12-3/4" Sheet)



TURCO CLASSICO T324
Versailles Pattern Brushed with Chiseled Edges



TRAVERTINE

NATURAL STONE

LIGHT NOCE BE11




LIGHT NOCE BE11
6" x 6", 4" x 4", 3" x 6" – Tumbled

IVORY CLASSICO BE10



IVORY CLASSICO BE10
6" x 6", 4" x 4", 3" x 6" – Tumbled
1/2" x 12" Petite Pencil Rail – Honed

SONOMA BE13



SONOMA BE13
18" x 18" – Honed and Filled



SONOMA BE13
Versailles Pattern Brushed with Chiseled Edges

MENDOCINO BE14



MENDOCINO BE14
24" x 24", 12" x 24", 18" x 18", 12" x 12" – Honed and Filled




MENDOCINO BE14
Versailles Pattern Brushed with Chiseled Edges

* All sizes are sold separately.

NAPA BE15



NAPA BE15
Versailles Pattern Brushed with Chiseled Edges




NOCE T311



NOCE T311
18" x 18" & 12" x 12" – Honed

SLAB



NOCE T311
3/4" (2 cm & 3 cm) (Cross-cut) – Honed



NOCE T311
1/2" x 12" Petite Pencil Rail – Honed



NOCE T311
12" x 12" & 4" x 4" – Tumbled*



NOCE T311
3" x 6" – Tumbled*



NOCE T311
1" x 2" Split Face Mosaic
(12" x 12" Sheet)



NOCE T311
2" x 2" Mosaic - Honed
(12" x 12" Sheet)

* All sizes are sold separately.

TRAVERTINE

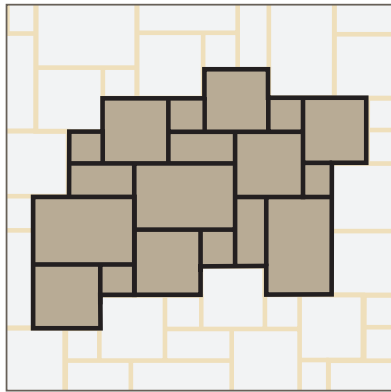
PAREDON



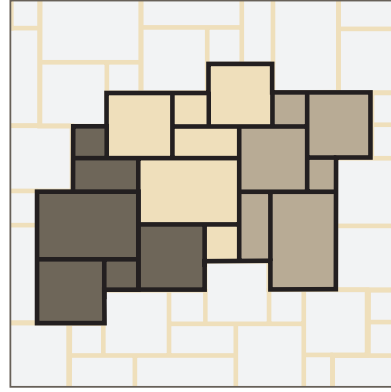
PERUVIAN CREAM TS36
8" x 12", 8" x 8", 8" x 4" & 4" x 4" Tumbled Paredon*
16" x 24", 16" x 16", 8" x 16" & 8" x 8" Tumbled Large Format Paredon*



ANDES GRAY TS35
8" x 12", 8" x 8", 8" x 4" & 4" x 4" Tumbled Paredon*
16" x 24", 16" x 16", 8" x 16" & 8" x 8" Tumbled Large Format Paredon*



PAREDON PATTERN
8" x 12", 8" x 8", 8" x 4" & 4" x 4"*
(One carton covers 6 sq.ft.) Contents of carton is (1) full pattern.



LARGE FORMAT PAREDON PATTERN
16" x 24", 16" x 16", 8" x 16" & 8" x 8"*
(One carton covers 8 sq.ft.) Contents of carton is (1/3) of full pattern.
Note: Three cartons of Large Paredon is required to make one complete 24 sq.ft. pattern.

DECORATIVE ACCENTS



SAND/WALNUT TS12
4" x 12" Diamond Accent Tumbled

* Product is available only in pre-boxed sets of all four sizes. Individual sizes not sold separately.

NOTES

Natural stone products inherently lack uniformity and are subject to variation in aesthetics (color, shade, finish, etc.) and performance (hardness, strength, slip resistance, etc.). Natural stone products do not meet minimum coefficient of friction thresholds recommended by safety standard setting organizations. No warranties, expressed or implied, relative to merchantability or fitness for a particular purpose are made regarding the natural stone products distributed by Dal-Tile. Check local building codes prior to specification or installation to verify that product technical characteristics comply with required parameters.

The existence and dimensions of a bevel may vary from lot to lot. Be sure to request a sample of the specific lot you are planning to order if the bevel is an important feature of your job.

For additional application and technical information, refer to the "Stone Usage Guide" at daltile.com/sug.