



WOOD LOOK

TRELLIS OAK™
COLORBODY™ PORCELAIN

 daltile®
IMAGINE WHAT'S POSSIBLE™

TRELLIS OAK™

COLORBODY™ PORCELAIN

Contemporary Take on Traditional Oak

Reimagine a traditional wood look with Trellis Oak™. Contemporary 36-inch planks emulate a waxed hardwood finish and achieve an authentic, seamless look with TruEdge™ rectification technology. The large-format 18 x 36 decorative accent with a chevron pattern adds an unexpected and elegant flair to your designs.

- ARTFULLY CLASSIC
 - Authentic oak wood visual available in four popular wood hues
 - Two popular plank sizes can be installed alone or together in a variety of pattern options
- CREATIVE FREEDOM
 - 9 x 36 and 6 x 36 rectified plank sizes feature EverLux™ finishes to create the look of waxed hardwood
 - Exclusive 18 x 36 decorative accent in a chevron pattern offered in gray and a blend of natural wood color tones
 - Coordinating 1 x 3 lattice weave mosaic can stand alone or be cut into smaller decorative borders

WOOD
LOOK

USAGE



SPECIAL FEATURES

SEE CHARTS FOR FULL
PRODUCT DETAILS

Cover photo features Trellis Oak™ Smoke 6 x 36 on the floor and Smoke 18 x 36 decorative accent on the wall.
Above photo features Trellis Oak™ Amber 6 x 36 on the floor.

SIZES:



9 x 36
Floor Tile



6 x 36
Floor Tile



18 x 36
Decorative
Accent

FINISHES: MATTE

COLOR PALETTE



AMBER



NATURAL ASH



ESPRESSO



SMOKE

COLORBODY™ PORCELAIN FLOOR TILE



AMBER TR20



NATURAL ASH TR21



ESPRESSO TR22



SMOKE TR23

COLORBODY™ PORCELAIN 18 x 36 DECORATIVE ACCENT



BROWN BLEND TR24



SMOKE TR23



SLIP RESISTANT



WATERPROOF



STAINPROOF



DENTPROOF



SCRATCH-RESISTANT



FIRE-RESISTANT



CLIMATEPRO™






SIMPLICLEAN™

TRELLIS OAK™

COLORBODY™ PORCELAIN

WOOD LOOK

SIZES

			Thickness	Sq. Ft./ Carton	Pieces/ Carton
	9 x 36 Floor Tile	(8-7/8" x 35-1/4") (22.50 cm x 89.50 cm)	3/8"	13.02	6
	6 x 36 Floor Tile	(5-3/4" x 35-1/4") (14.70 cm x 89.50 cm)	3/8"	12.78	9
	18 x 36 Decorative Accent	(17-9/16" x 35-1/4") (44.65 cm x 89.50 cm)	3/8"	12.90	3

APPLICATIONS

	Target DCOF wet	Suitable
Dry & Level – Interior Floor	N/A	✓
Wet & Level – Interior Floor	≥ 0.42	✓
Shower Floors (Residential or Light Commercial)	≥ 0.42	✓*
Exterior Floor Applications (including patios, pool decking & other wet areas with minimal footwear)	≥ 0.60	
Ramps & Inclines	≥ 0.65	
Walls/Backsplashes	N/A	✓
Countertops	N/A	✓
Pool Linings	N/A	✓*

A DCOF value of ≥0.42 is the standard for tiles specified for level interior spaces expected to be walked upon when wet, as stated in ANSI A137.1-A326.3. For more information about DCOF and the DCOF AcuTest™, visit daltile.com/DCOF.


APPLICATION NOTES:

Floor tile suitable for exterior applications (provided it is noted as suitable in the applications chart above) in freezing and non-freezing climates, when proper installation methods are followed.

Mosaic tile suitable for exterior applications (provided it is noted as suitable in the applications chart above) in non-freezing climates, when proper installation methods are followed.

* Mosaic tile only

INSTALLATION

Grout Joint Recommendation	Shade Variation
Floor: 1/8" (3/16" when multiple sizes are installed in a modular pattern, and/or when installing tile with a length 15" or greater in a staggered brick-joint pattern; overlap should not exceed 33%.)	 High (V3)

The 18 x 36 decorative accent is designed to be installed in a straight-joint pattern and should not be installed in a staggered brick-joint pattern.

PERFORMANCE CHARACTERISTICS

	ASTM#	Floor Result	Mosaic Result
Water Absorption	C373	< 0.5%	< 3.0%
Breaking Strength	C648	> 275 lbs	> 250 lbs
Scratch Hardness	MOHS	8.0	8.0
Chemical Resistance	C650	Resistant	Resistant

For additional information on test results, visit us at: daltile.com/information/TestResults.

DURABILITY

Floor Surface Wear Resistance

1 Residential Bathrooms	3	All Residential / Light Commercial
2 All Residential Areas	④	All Residential / Commercial

NOTES

Since there are variations in all fired ceramic and natural products, tile and trim supplied for your particular installation may not match samples. Final confirmation should be made from actual tiles and trim prior to installation. Manufactured in accordance with ANSI A137.1 standards.

Not for use on ramps. Water, oil, grease, improper drainage and certain footwear can create slippery conditions. Floor applications expected to be exposed to these conditions require extra caution in product selection.

For additional information refer to "Factors to Consider" at: daltile.com/Factors.

Special consideration needs to be given when installing tiles greater than 15 inches. Please refer to daltile.com/LargeTiles for more information.

Special care should be taken when grouting with dark pigmented colors. A grout release is recommended to prevent finely powdered pigments from lodging in the pores of the surface. Use of a latex modified thin-set is recommended for installation.



All or select items within this series meet the requirements for these qualifications. For more information, visit daltile.com.



7834 C.F. Hawn Freeway,
Dallas, Texas 75217 | 1.800.933.TILE

To view the complete collection of
Daltile® products and information,
visit our website at daltile.com.

