



CONCRETE LOOK

FLOOR

VOLUME 1.0™

GLAZED PORCELAIN

 **daltile®**
IMAGINE WHAT'S POSSIBLE™

FLOOR
VOLUME 1.0™
GLAZED PORCELAIN

Tune into Color, Size, and Slip Resistance

Commercial settings are sure to make ample use of versatile Volume 1.0™. This made in the USA product not only comes in a rich palette of hues but also offers our high-DCOF StepWise™ technology. With its soft cement look and handsome pressed edges, this adaptable glazed porcelain tile will help transform any environment.

- **A PERFECT CANVAS**
 - Versatile cement look with subtle visual movement provides a strong base for designs
 - A broad palette of 10 minimalistic, modern colors; mix and match for unique pattern designs
 - Coordinating Keystones™ mosaics available
- **BUILT TO PERFORM**
 - StepWise™ technology offers a high level of slip resistance, making it perfect for many commercial applications
 - Made in the USA

CONCRETE
LOOK

USAGE



FLOOR



WALL



COUNTERTOP



SHOWER
FLOOR



EXTERIOR
FLOOR



STEPWISE™



TRU-EDGE™



MADE IN
THE U.S.A.



LARGE
FORMAT



MOSAIC/
DECO



ENCAUSTIC



TERRAZZO



PAVER



CUSTOMIZE



FLEXFIT™



PG
GLAZED PORCELAIN



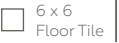
LOW HIGH

SEE CHARTS FOR FULL
PRODUCT DETAILS

SPECIAL FEATURES

Cover photo features Volume 1.0™ Degrees Silver 12 x 24 on the floor.
Above photo features Volume 1.0™ Aural Sand 12 x 24 on the floor.

SIZES:



FINISHES: MATTE

FLOOR TILE*



SONIC WHITE VL75



AURAL SAND VL77



DEGREES SILVER VL71



ACOUSTIC TAN VL76



STEREO GREY VL73




REVERB ASH VL74




ELECTRIC MOSS VL79



ACCENT BROWN VL78



AMPLIFY BLACK VL70



INTENSITY PEBBLE VL72

NOTE: PLEASE SEE KEYSTONES™ SERIES FOR COORDINATING MOSAICS. VISIT DAL TILE.COM/KEYSTONES.
*ADDITIONAL COLORS AVAILABLE IN THE VOLUME 1.1™ SERIES. FOR MORE INFORMATION, VISIT DAL TILE.COM/VOLUME1.1.

50% MORE
SLIP RESISTANT
THAN ORDINARY TILE*

*When compared to tile meeting ANSI standards.



WATERPROOF



STAINPROOF



DENTPROOF



SCRATCH-RESISTANT*
*Applicable to products with Matte and Textured Finishes



FIRE-RESISTANT*
*Not Applicable to Mesh-Mounted Mosaics



CLIMATEPRO™



SIMPLICLEAN™

VISIT THE WHY TILE PAGE AT WWW.DAL TILE.COM FOR A COMPLETE LIST OF QUALIFICATIONS AND EXCLUSIONS.



ALL STYLE. NO SLIPS.

Don't tip-toe through life. Step stylishly on non-slip tile that's 50% more slip resistant than ordinary tile. And because it's Daltile, you'll find beautiful natural looks that are waterproof, scratchproof, stainproof and dentproof.

SIZES

			Thickness	Sq. Ft./ Carton	Pieces/ Carton
	12 x 24 * Floor Tile	(11-13/16" x 23-13/16") (30.00 cm x 60.48 cm)	5/16"	15.60	8
	12 x 12 * Floor Tile	(11-13/16" x 11-13/16") (30.00 cm x 30.00 cm)	5/16"	14.55	15
	6 x 6 Floor Tile	(5-13/16" x 5-13/16") (14.70 cm x 14.70 cm)	5/16"	10.12	44

* Additional colors available in the Volume 1.1™ series. For more information, visit daltile.com/Volume11.

NOTE: Please see Keystones™ series for coordinating mosaics. Visit daltile.com/keystones.

APPLICATIONS

	Target DCOF wet	Suitable
Dry & Level – Interior Floor	N/A	✓
Wet & Level – Interior Floor	≥ 0.42	✓
Shower Floors (Residential or Light Commercial)	≥ 0.42	✓*
Exterior Floor Applications (including pool decking & other wet areas with minimal footwear)	≥ 0.60	✓
Ramps & Inclines	≥ 0.65	✓
Walls/Backsplashes	N/A	✓
Countertops	N/A	✓
Pool Linings	N/A	✓*

A DCOF value of ≥0.42 is the standard for tiles specified for level interior spaces expected to be walked upon when wet, as stated in ANSI A137.1-A326.3. For more information about DCOF and the DCOF AcuTest™, visit daltile.com/DCOF.

APPLICATION NOTES:

Suitable for exterior applications in freezing and non-freezing climates, when proper installation methods are followed.

* 6 x 6 floor tile only

PERFORMANCE CHARACTERISTICS

	ASTM#	Result
Water Absorption	C373	< 0.5%
Breaking Strength	C648	> 275 lbs
Scratch Hardness	MOHS	8.0
Chemical Resistance	C650	Resistant

For additional information on test results, visit us at: daltile.com/information/TestResults.



TRIM

	Type	Number	Size	Pieces/ Carton
	Bullnose	P-43C9	3 x 12	30
	Cove Base	P-36C9TB	6 x 12	22
	Cove Base Outcorner	PC-36C9TB	1 x 6	15

Cove base trim is intended to coordinate with floor tile in the standard 90-degree installation position.

Cove base and cove corner trim are suitable for non-freezing climates only.

INSTALLATION

Grout Joint Recommendation	Shade Variation
3/16" (Overlap should not exceed 33% when installing tile with a length 15" or greater in a staggered brick-joint pattern. When multiple sizes are installed in a modular pattern, please specify same size caliber at time of order.)	Medium (V2)

DURABILITY

Floor Surface Wear Resistance

1 Residential Bathrooms	3 All Residential / Light Commercial
2 All Residential Areas	④ All Residential / Commercial

NOTES

Since there are variations in all fired ceramic and natural products, tile and trim supplied for your particular installation may not match samples. Final confirmation should be made from actual tiles and trim prior to installation. Manufactured in accordance with ANSI A137.1 standards.

Water, oil, grease, improper drainage and certain footwear can create slippery conditions. Floor applications expected to be exposed to these conditions require extra caution in product selection.

For additional information refer to "Factors to Consider" at: daltile.com/Factors.

Special consideration needs to be given when installing tiles greater than 15 inches. Please refer to daltile.com/LargeTiles for more information.

Use of latex modified thin-set is recommended for installation. For more information, visit daltile.com



All or select items within this series meet the requirements for these qualifications. For more information, visit daltile.com.

7834 C.F. Hawn Freeway,
Dallas, Texas 75217 | 1.800.933.TILE

To view the complete collection of Daltile® products and information, visit our website at daltile.com.



©2020 Daltile (6/20)