

## Features

- Articulating spout with 360-degree rotation offers superior clearance for filling pots on cooktops and ranges.
- 22-3/4 (578 mm) swing spout reach.
- 3.2 gpm (12.1 l/min) flow rate at 60 psi (4.14 bar).
- Single lever handle with main lever shutoff.
- KOHLER ceramic disc valves exceed industry longevity standards for a lifetime of durable performance.

## Material

- Premium metal construction for durability and reliability.
- KOHLER finishes resist corrosion and tarnishing.

## Installation

- Deck-mount.



## Codes/Standards

ASME A112.18.1/CSA B125.1

NSF/ANSI 61

NSF/ANSI 372





All applicable US Federal and State material regulations

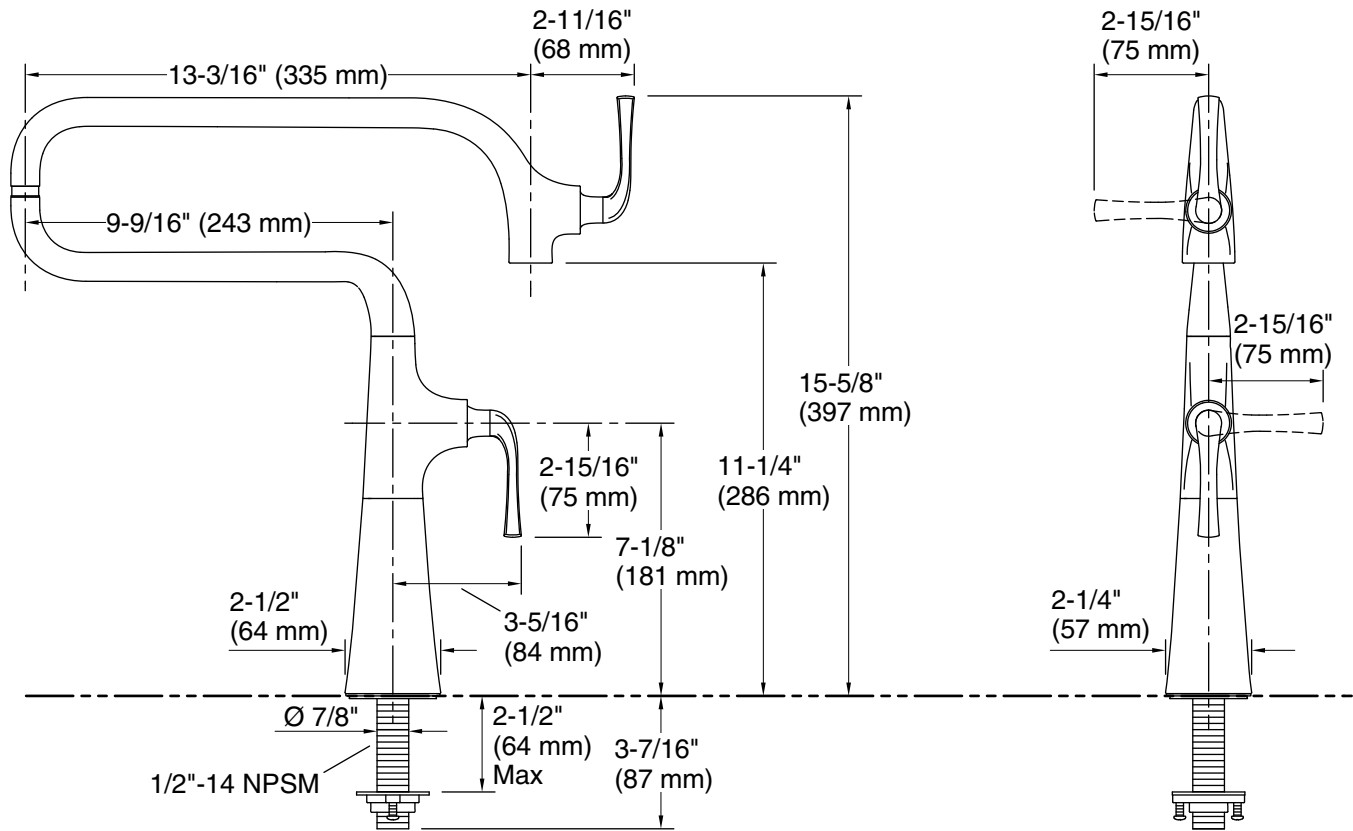
## KOHLER® Faucet Lifetime Limited Warranty

See website for detailed warranty information.

## Available Colors/Finishes

*Color tiles intended for reference only.*

Color	Code	Description
	CP	Polished Chrome
	VS	Vibrant® Stainless
	BL	Matte Black
	2MB	Vibrant® Brushed Moderne Brass



## Technical Information

All product dimensions are nominal.

### Faucet:

Flow rate: 3.2 gal/min (12.1 l/min)

Pressure: 60 psi (4.1 bar)

Drain included: No

### Spout:

Spout reach: 22-3/4" (578 mm)

## Notes

Install this product according to the installation instructions.

Supply hose not included. Requires a flexible supply hose with a 3/8" compression nut and 1/2-14 NPSM nut.