

SWITCH INCLUDED ANGLE POWER STRIP

PART NUMBER	DESCRIPTION	LENGTH	# OF COMBO/ USB RECEPT.	# OF SWITCHES	# OF DUPLEX RECEPT.	RECEPT. COLOR	FINISH OPTION
TRS9-1Color-Finish	9" TR Series Angle Power Strip with 1 Duplex Receptacle.	9"	1			B G W	BK, BZ, SN, WT
TRS12-1Color-Finish	12" TR Series Angle Power Strip with 1 Duplex Receptacle.	12"	1			B G W	BK, BZ, SN, WT
TRS18-2Color-Finish-Switch	18" TR Series Angle Power Strip with 2 Duplex Receptacles.	18"		1	1	B G W	BK, BZ, SN, WT
TRS24-3Color-Finish-Switch	24" TR Series Angle Power Strip with 2 Duplex Receptacles.	24"		1	2	B G W	BK, BZ, SN, WT
TRS30-3Color-Finish-Switch	30" TR Series Angle Power Strip with 2 Duplex Receptacles.	30"		1	2	B G W	BK, BZ, SN, WT
TRS36-3Color-Finish-Switch	36" TR Series Angle Power Strip with 2 Duplex Receptacles.	36"		1	2	B G W	BK, BZ, SN, WT

Switch can be located on the Left Side (LS) or Right Side (RS) of 18" - 36" fixtures.
 Blue indicates customer choice. Color indicates receptacle color. Finish indicates fixture finish color.
 Switch indicates placement side of the switch installed.


FEATURES

- Low profile – 2-1/8"
- 120 volt fixture
- 20 amp tamper-resistant duplex receptacles and 15 amp switch included on each fixture for controlling lights and/or garbage disposal
- 5-year limited warranty
- Available in standard fixtures only
- Designed for indoor application
- Simple to install with wood screws and wall anchors (included with fixture)

APPLICATIONS

- Kitchens
- Bathrooms
- Offices and computer labs
- Islands
- Shops and garages

RECEPTACLE COLOR & FINISH OPTIONS



TECHNICAL INFORMATION

Series	TR-USB Series
Input Voltage	120 volt
Amps	20 amp receptacles 15 amp combo/USB receptacles
Rating	cULus Listed
Mounting	Wood Screws and Wall Anchors (included)
Wiring	12 gauge Romex for receptacles
Environment	Dry locations
Construction Material	Powder coated aluminum

SWITCH DESCRIPTIONS

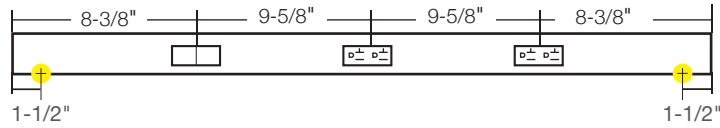
TRO-CB-1P/REC-Color	Combination 15 amp single pole switch – 1/2 horsepower at 120 volt AC and 15 amp tamper-resistant receptacle
TRO-DS-2SPS-Color	Dual 15 amp single pole switch – 1/2 horsepower at 120 volt AC. 12 amp max shared amperage between the switches.

OPTIONAL INSTALLATION COMPONENTS

PART NUMBER	DIMENSIONS	DESCRIPTION
TR-SQ-JB-P-Finish	3" x 3" x 2-1/8"	Square junction box. Available in Black (BK), Bronze (BZ), Satin Nickel (SN), and White (WT).
TR-BLANK-P-Finish	Varies by order.	TR Series blank filler. Order per linear foot. Available in Black (BK), Bronze (BZ), Satin Nickel (SN), and White (WT).

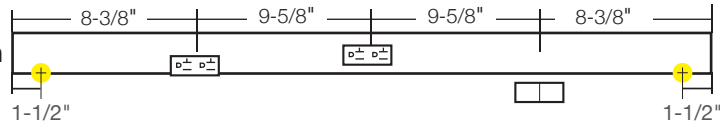
36" Fixture – TRS36-3Color-Finish-LS

Left side switch



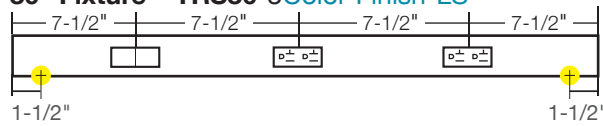
36" Fixture – TRS36-3Color-Finish-RS

Right side switch



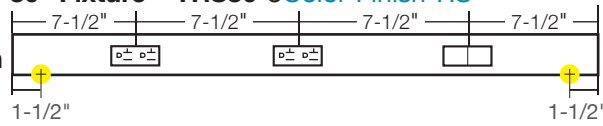
30" Fixture – TRS30-3Color-Finish-LS

Left side switch



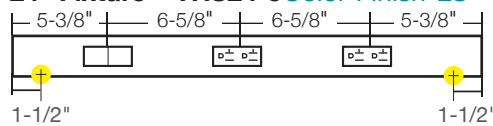
30" Fixture – TRS30-3Color-Finish-RS

Right side switch



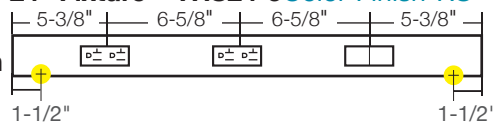
24" Fixture – TRS24-3Color-Finish-LS

Left side switch



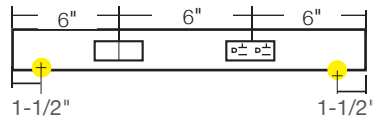
24" Fixture – TRS24-3Color-Finish-RS

Right side switch



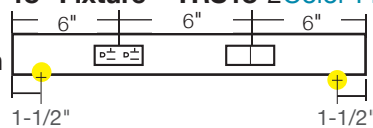
18" Fixture – TRS18-2Color-Finish-LS

Left side switch



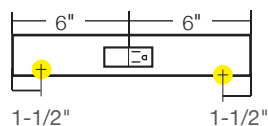
18" Fixture – TRS18-2Color-Finish-RS

Right side switch



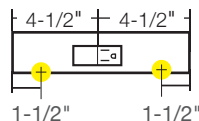
12" Fixture – TRS12-1Color-Finish

Combo Switch/
Receptacle
Device





9" Fixture – TRS9-1Color-Finish


Combo Switch/
Receptacle
Device




LEGEND

 = Knock-out (all knock-outs are located on the back side of fixture and are 1-1/2" from the end)

 = 20 amp standard duplex receptacle available in Black (B), Grey (G), or White (W)

 = Dual single pole switch device 15 amp per switch – 1/2 horsepower at 120 volt AC Switch. 12 amp max shared amperage between switches. Available in Black (B), Grey (G), or White (W)

 = Switch/receptacle combo 15 amp standard receptacle single pole switch – 1/2 horsepower at 120 volt AC. Available in Black (B), Grey (G), or White (W)